



AM-50BAE-(AD)DS

SELF-CONTAINED CUBER WITH BUILT-IN STORAGE BIN



AM-50BAE-DS
04/01/19
Item # 13172

Item #: _____
 Project: _____
 Qty: _____
 AIA#: _____

W x D x H

AM-50BAE / AM-50BAE-DS
147/8" x 225/8" x 331/2"

(-AD) - ADA Compliant 

(-DS) - Customized Cabinet Door System

AM-50BAE-AD / AM-50BAE-ADDS
147/8" x 225/8" x 311/2"



AM-50BAE
Air-Cooled
(Shown)

AM-50BAE-AD
Air-Cooled
ADA Compliant Unit



AM-50BAE-DS*
(Shown)
with Custom Cabinetry

AM-50BAE-ADDS*
Air-Cooled
ADA Compliant Unit
**Customer responsible for providing cabinetry*

Features

- ▶ UL approved for outdoor use
- ▶ Undercounter design
- ▶ Drain pump option available

- Up to 55 lbs. of ice production per 24 hours
- Fewer moving parts for longer life
- Power switch accessible without panel removal
- Less than 34 inches tall (AM-50BAE, AM-50BAE-DS)
- Less than 32 inches tall; ADA Compliant (AM-50BAE-AD, AM-50BAE-ADDS)
- Up to 22 lbs. of built-in storage capacity
- Easily disassembled water circuit for easy cleaning
- Front in and out airflow
- Equipped with 6 ft. Cord with NEMA 5-15 Plug
- R-134a Refrigerant

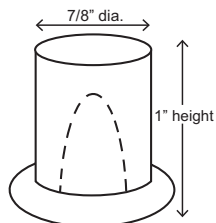
Warranty:

2 Year Parts & Labor on entire machine.
1 Year Parts & Labor on HS-5061 Drain Pump Assembly.
Valid in United States, Canada, Puerto Rico and U.S. Territories. Contact factory for warranty in other countries.



Condenser	Model	ICE PRODUCTION		WATER USAGE		ELECTRICAL					Net / Ship Weight (lbs.)	
		Air / Water Temp Lbs. per 24 hours 70°/50°F 90°/70°F		Potable Gal. per 100 lbs. 90°/70°F	Condenser Gal. per 100 lbs. 90°/70°F	kWh Used per 100 lbs. 90°/70°F	Max. Fuse Sz or HACR Circuit Bkr	Amperage	Voltage	Heat Rejection BTU/hr.		Charge Amount
Air	AM-50BAE(-DS)	51	35	71.0	N/A	17.0	15A	3.8A	115V/60/1	1,850	4.2oz	88 / 97
Air	AM-50BAE-AD(-DS)	55	34	63.9	N/A	16.8	15A	3.8A	115V/60/1	1,850	4.2oz	88 / 99

AM Cube Dimensions*



* approximate size in inches, image not to scale

Operating Limits

- Ambient Temp Range 45 - 100°F
- Water Temp Range 45 - 95°F
- Water Pressure 7 - 113 PSIG
- Voltage Range 104-127V

Location

- Allow 15" (38 cm) at front and enough space at rear for water supply and drain connections.
- Location must provide a firm and level foundation.
- Do not place near ovens, grills or other high heat producing equipment.

Parts

- -DS Door Reversal Part - HS-0229
Optional Kit required for (-DS) models
- Side trim kit available
- Accessory - HS-5061 Drain Pump Assembly (see note on following page)
- Water filter - H9320-51

Plumbing

- Icemaker Water Supply Line: Minimum 1/4" Nominal ID Copper Water Tubing or Equivalent
- Icemaker Drain Line: Minimum 1/2" Nominal ID Hard Pipe or Equivalent



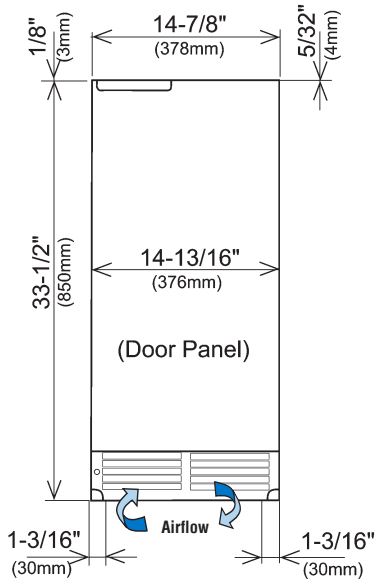
AM-50BAE-(AD)DS

SELF-CONTAINED CUBER WITH BUILT-IN STORAGE BIN

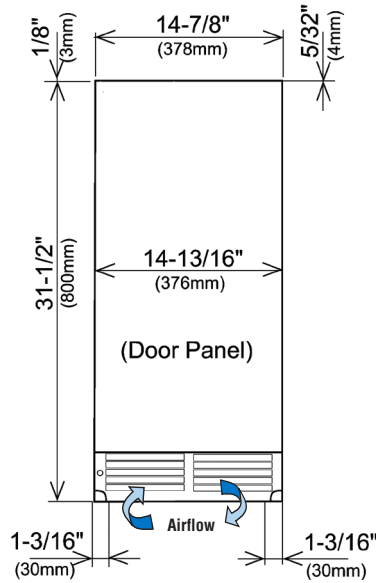


AM-50BAE-DS
04/01/19
Item # 13172

FRONT VIEW

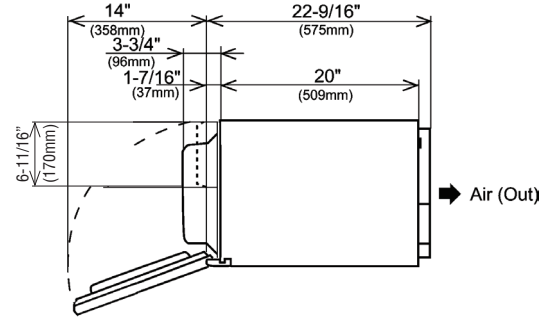


AM-50BAE/AM-50BAE-DS



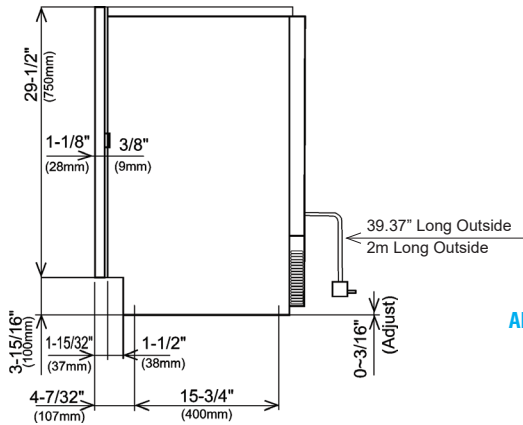
AM-50BAE-AD/AM-50BAE-ADDS

TOP VIEW

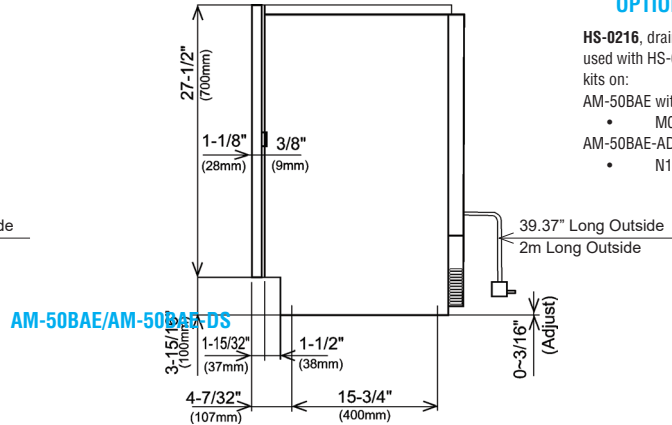


AM-50BAE
AM-50BAE-AD
AM-50BAE-DS
AM-50BAE-ADDS

SIDE VIEW



AM-50BAE/AM-50BAE-DS

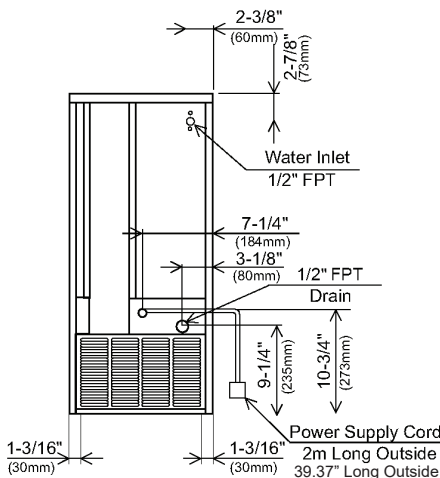


AM-50BAE-AD/AM-50BAE-ADDS

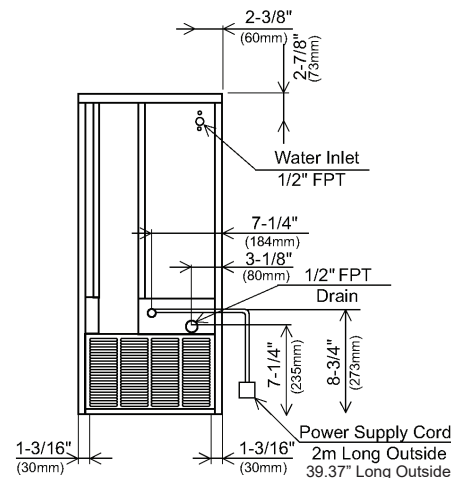
OPTIONAL DRAIN PUMP NOTES

- HS-0216, drain pump wire harness kit, required when used with HS-0190, HS-0248, or HS-5061 drain pump kits on:
- AM-50BAE with serial numbers between:
 - M000001G - Q05889L
 - AM-50BAE-AD with serial numbers between:
 - N10001C - Q00569L

REAR VIEW



AM-50BAE/AM-50BAE-DS



AM-50BAE-AD/AM-50BAE-ADDS