



FS-1022MLH-C


SERENITY SERIES CUBELET ICE MACHINE



FS-1022MLH-C
03/31/17
Item # 13282

Item #: _____
Project: _____
Qty: _____
AIA#: _____

Features

- ▶ Durable stainless steel exterior
- ▶ Advanced CleanCycle24™ design 
- ▶ Stainless steel auger with greaseless bearing

- Up to 830 lbs. of ice production per 24 hours
- Durable stainless steel exterior
- EverCheck™ alert system
- Less heat in the kitchen
- Minimized noise
- 2 second flush cycle every hour
- Flush cycle removes sediment for cleaner ice
- Slim depth - easier to clean dispenser
- Front and back serviceability
- R-404A Refrigerant

Warranty:

3 Year Parts & Labor on entire machine. 5 Year Parts on Compressor; air-cooled condenser coil. Valid in United States, Canada, Puerto Rico and U.S. Territories. Contact factory for warranty in other countries.

W x D x H
22" x 16 1/2" x 26"

Installation Dimension*
SRC-10H
28 1/4" x 25 3/8" x 34 7/8"
*Dimensions include legs

Actual Dimension
SRC-10H
28 1/4" x 25 3/8" x 19 7/8"



FS-1022MLH-C
Remote Air-Cooled
Shown

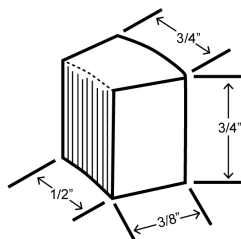


Condenser	Model	ICE PRODUCTION		WATER USAGE		ELECTRICAL			Heat Rejection BTU/hr.	Shipping Weight	ENERGY STAR®		
		Air / Water Temp Lbs. per 24 hours 70°/ 50°F 90°/ 70°F	Type of Ice (Hardness Rating)	Potable Gal. per 100 lbs. 90°/ 70°F	Condenser Gal. per 100 lbs. 90°/ 70°F	kWh Used per 100 lbs. 90°/ 70°F	Max. Fuse Size or HACR Circuit Breaker	Amperage				Voltage	
Remote Air-Cooled	FS-1022MRH-C	830	705	Cubelet (80)	12.0	N/A	5.96	15A	15A	115V/60/1 *	1130	166 lbs.	

* Voltage supply for FS Ice Maker is supplied from the SRC Remote Condenser

Condenser	Model	LINE SETS - PRE-CHARGED			TEMP RANGE	ELECTRICAL			Heat Rejection BTU/hr.	Shipping Weight	ENERGY STAR®	
		20' Length	35' Length	55' Length	Ambient (Outdoor Use)	Voltage Range	Max. Fuse Size or HACR Circuit Breaker	Amperage				Voltage
Remote	SRC-10H	R404-20410	R404-35410	R404-55410	-4 - 122°	187-253VAC	20A	20A	208-230V/60/1	10,500	169 lbs.	

Cubelet Cube Dimensions*



* approximate size in inches, image not to scale

Operating Limits FS-1022MLH-C

- Ambient Temp Range 45 - 100°F
- Water Temp Range 45 - 90°F
- Water Pressure 10 - 113 PSIG
- Voltage Range 187-253V*

* Voltage supply for FS Ice Maker is supplied from the SRC Remote Condenser

Service FS-1022MLH-C

- Allow 6" (15 cm) clearance at rear, sides, and top for proper air circulation and ease of maintenance/service.
- Allow 24" (61 cm) clearance on left side for removal of cube guides
- Panels easily removed and all components accessible for service.

Plumbing FS-1022MLH-C

- Icemaker Water Supply Line: Minimum 1/4" Nominal ID Copper Water Tubing or Equivalent
- Icemaker Drain Line: Minimum 3/4" Nominal ID Hard Pipe or Equivalent

Service- SRC-10H

- Allow 24" (61 cm) clearance in both front and rear for proper air circulation and ease of maintenance/service.
- For best performance the Remote Condenser should not be more than 33 feet above the icemaker or no more than 10 feet below it. These distances are measure from fitting to fitting.



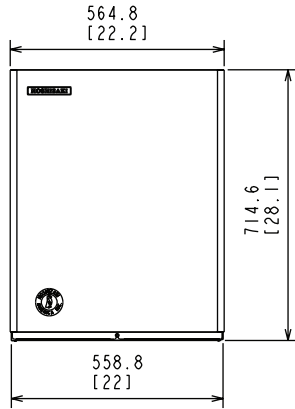
FS-1001MLH-C

SERENITY SERIES CUBELET ICE MACHINE



FS-1001MLH-C
03/31/17
Item # 13165

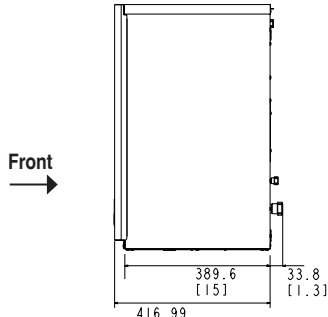
FRONT VIEW



REMOTE AIR-COOLED

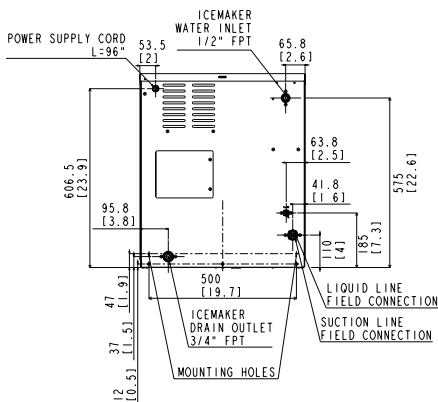
mm
[inches]

SIDE VIEW



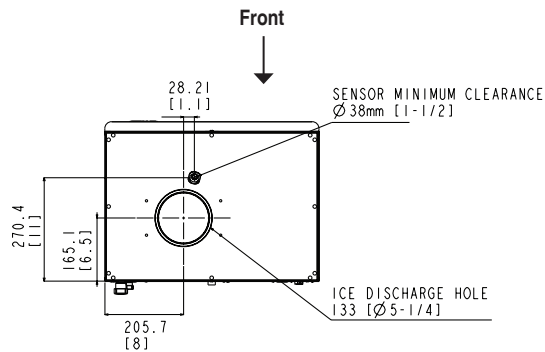
REMOTE AIR-COOLED

REAR VIEW



REMOTE AIR-COOLED

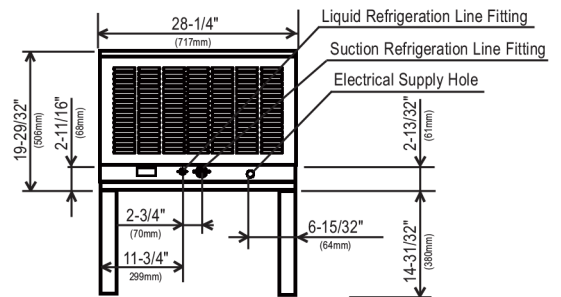
BOTTOM VIEW



REMOTE AIR-COOLED

SRC-10H Remote Condenser (Sold Separately)

(W x D x H) 28 1/4 x 25 3/8 x 34 7/8



Pre-Charged Tubing Kits

(Sold Separately)

20' R404-20410

35' R404-35410

55' R404-55410

Voltage supply for the FS Ice Maker

is supplied from the SRC Remote Condenser.