



KM-515MAH-E


SLIM-LINE MODULAR CRESCENT CUBER





KM-515MAH-E
09/25/18
Item # 13125

Item #: _____
 Project: _____
 Qty: _____
 AIA#: _____

Features

- ▶ Individual crescent cube
- ▶ Stainless steel evaporator
- ▶ CycleSaver™ design 

- Up to 233 kg of ice production per 24 hours
- Mount two units side-by-side for 466 kg per 24 hours
- Durable stainless steel exterior
- Protected by H-GUARD Plus  Antimicrobial Agent
- EverCheck™ alert system 
- Standard with British Plug BS 1363
- R-404A Refrigerant

Available on Bins:

B-250PF B-700PF/SF B-1150SS B-1650SS DM-200B
 B-300PF/SF B-800PF/SF B-1300SS DB-130H
 B-500PF/SF B-900PF/SF B-1500SS DB-200H

Top kit may be required. See Bin Spec Sheets.

Warranty:

Call factory for warranty information.



W x D x H
56 x 69.5 x 77 cm

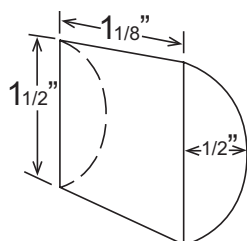
Shipping Dimensions
64.1 x 83.8 x 92.2 cm

KM-515MAH-E
Air-Cooled
Shown on optional bin B-300



Condenser	Model	ICE PRODUCTION		WATER USAGE		ELECTRICAL			Heat Rejection BTU/hr.	Refrigerant Charge Amount	Net / Ship Weight (kg)	
		Air / Water Temp kg per 24 hours 21°/10°C 32°/21°C		Potable liters per 45 kg 32°/21°C	Condenser liters per 45 kg 32°/21°C	kWh Used per 45 kg 32°/21°C	Max. Fuse Sz or HACR Circuit Bkr	Amperage				Voltage
Air	KM-515MAH-E	233	185	100.3	N/A	3.22	15A	7.14A	220-240V/50/1	9,500	525g	68 / 79

KM Cube Dimensions*



* approximate size in inches, image not to scale

Operating Limits

- Ambient Temp Range 7 - 38°C
- Water Temp Range 7 - 32°C
- Water Pressure 0.7 - 8 kg/cm²
- Voltage Range 198-254V

Service

- Panels easily removed and all components accessible for service.
- Allow 15 cm clearance at rear, sides, and top for proper air circulation and ease of maintenance/service.

Plumbing

- Icemaker Water Supply Line: Minimum 6 mm Nominal OD Copper Water Tubing or Equivalent
- Icemaker Drain Line: Minimum 18 mm Nominal OD Hard Pipe or Equivalent

Water Filter

Please refer to water filter specification sheet for recommendations.



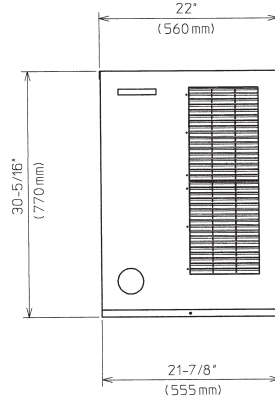
KM-515MAH-E

SLIM-LINE MODULAR CRESCENT CUBER



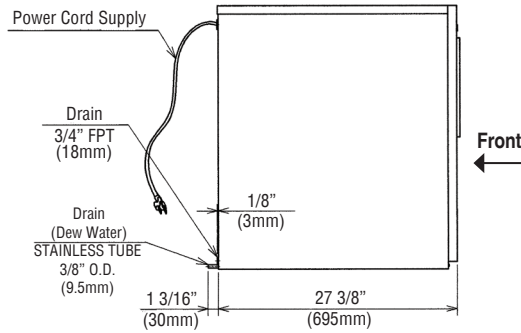
KM-515MAH-E
09/25/18
Item # 13125

FRONT VIEW



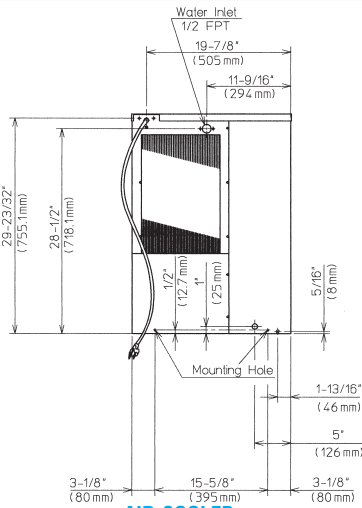
AIR-COOLED

SIDE VIEW



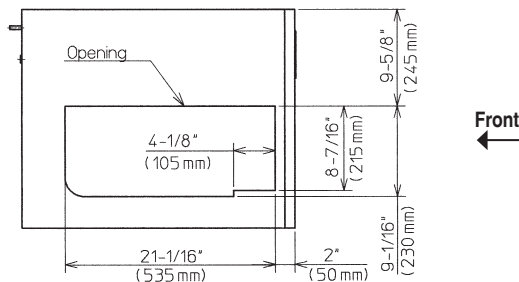
AIR-COOLED

REAR VIEW



AIR-COOLED

BOTTOM VIEW



AIR-COOLED