



KM-650MAH-E

SLIM-LINE MODULAR CRESCENT CUBER



KM-650MAH-E
09/25/18
Item # 13054

W x D x H
56 x 69.5 x 95 cm

Shipping Dimensions
64.1 x 83.8 x 111.8 cm


KM-650MAH-E
Air-Cooled



Shown on optional bin B-300



Item #: _____
Project: _____
Qty: _____
AIA#: _____

Features

- ▶ Individual crescent cube
- ▶ Stainless steel evaporator
- ▶ CycleSaver™ design 

- Up to 296 kg of ice production per 24 hours
- Mount two units side-by-side for 592 kg per 24 hours (in only 112cm of floor space)
- Durable stainless steel exterior
- Protected by H-GUARD Plus Antimicrobial Agent 
- EverCheck™ alert system 
- Standard with British Plug BS 1363
- R-404A Refrigerant

Available on Bins:

B-300PF/SF B-700PF/SF B-900PF/SF B-1300SS B-1650SS
B-500PF/SF B-800PF/SF B-1150SS B-1500SS

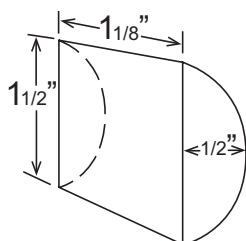
Top kit may be required. See Bin Spec Sheets.

Warranty:

Call factory for warranty information.

Condenser	Model	ICE PRODUCTION		WATER USAGE		ELECTRICAL				Heat Rejection BTU/hr.	Refrigerant Charge Amount	Net / Ship Weight (kg)
		Air / Water Temp kg per 24 hours 21°/10°C 32°/21°C		Potable liters per 45 kg. 32°/21°C	Condenser liters per 45 kg. 32°/21°C	kWh Used per 45 kg 32°/21°C	Max. Fuse Sz or HACR Circuit Bkr	Amperage	Voltage			
Air	KM-650MAH-E	296	230	70.0	N/A	2.58	15A	6.8A	220-240V/50/1	9,800	640g	77 / 91

KM Cube Dimensions*



* approximate size in inches, image not to scale

Operating Limits

- Ambient Temp Range 7 - 38°C
- Water Temp Range 7 - 32°C
- Water Pressure 0.7 - 8 kg/cm²
- Voltage Range 198-254V

Service

- Panels easily removed and all components accessible for service.
- Allow 15 cm clearance at rear, sides, and top for proper air circulation and ease of maintenance/service.

Plumbing

- Icemaker Water Supply Line: Minimum 6 mm Nominal ID Copper Water Tubing or Equivalent
- Icemaker Drain Line: Minimum 18 mm Nominal ID Hard Pipe or Equivalent

Water Filter

Please refer to water filter specification sheet for recommendations.



KM-650MAH-E

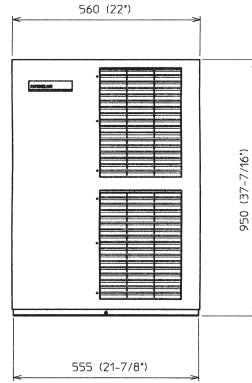
SLIM-LINE MODULAR CRESCENT CUBER



KM-650MAH-E
09/25/18
Item # 13054

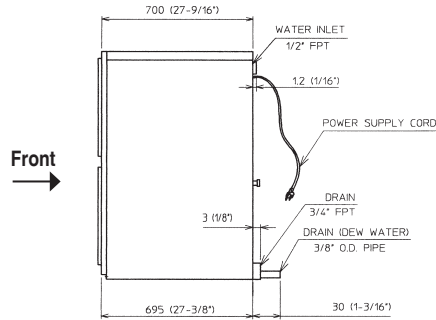
[inches]
mm

FRONT VIEW



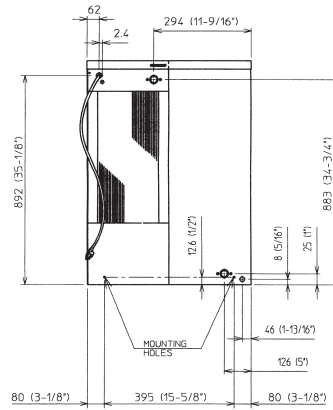
AIR-COOLED

SIDE VIEW



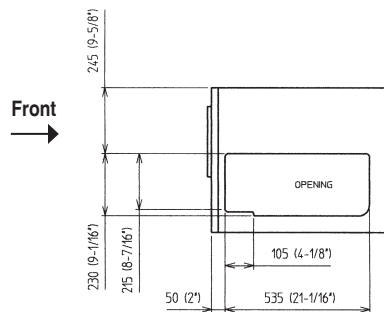
AIR-COOLED

REAR VIEW



AIR-COOLED

BOTTOM VIEW



AIR-COOLED