



# HOSHIZAKI

## Parts List

Commercial Series  
Refrigerated Kitchen Equipment

Models  
Refrigerated Equipment Stand  
CRES36  
CRES49  
CRES60  
CRES72  
CRES78  
CRES85  
CRES98  
CRES110



[hoshizakiamerica.com](http://hoshizakiamerica.com)

Number: 71359  
Issued: 2-26-2015  
Revised: 5-10-2023

## CONTENTS

Auxiliary Codes.....	3
Note About Ordering Parts .....	3
A. Main Assembly & Refrigeration Circuit .....	4
B. Drawer Assembly.....	6
C. Accessories & Labels .....	8

## Auxiliary Codes

### CRES36

E-5 December 2015  
F-5 January 2016  
F-6 June 2016  
F-7 August 2016  
G-5 February 2017  
G-6 May 2017  
G-6 May 2017  
G-7 November 2017  
H-5 January 2018

### CRES49

E-5 May 2015  
F-6 May 2016  
F-7 August 2016  
G-5 February 2017  
G-6 May 2017  
G-7 November 2017  
H-5 January 2018

### CRES60

F-5 February 2016  
F-6 April 2016  
F-7 August 2016  
G-5 January 2017  
G-6 May 2017  
G-7 November 2017  
H-5 January 2018

### CRES72

E-5 April 2015  
F-6 June 2016  
F-7 August 2016  
G-5 January 2017  
G-6 May 2017  
G-7 December 2017  
H-5 January 2018

### CRES78

H-5 April 2018

### CRES85

E-5 November 2015  
F-6 April 2016  
F-7 August 2016  
G-5 February 2017  
G-6 May 2017  
G-7 November 2017  
H-5 January 2018

### CRES98

E-5 September 2015  
F-6 May 2016  
F-7 August 2016  
F-8 December 2016  
G-5 April 2017  
G-6 May 2017  
G-7 November 2017  
H-5 January 2018

### CRES110

F-5 October 2016  
G-5 March 2017  
G-6 May 2017  
G-7 November 2017  
H-5 January 2018

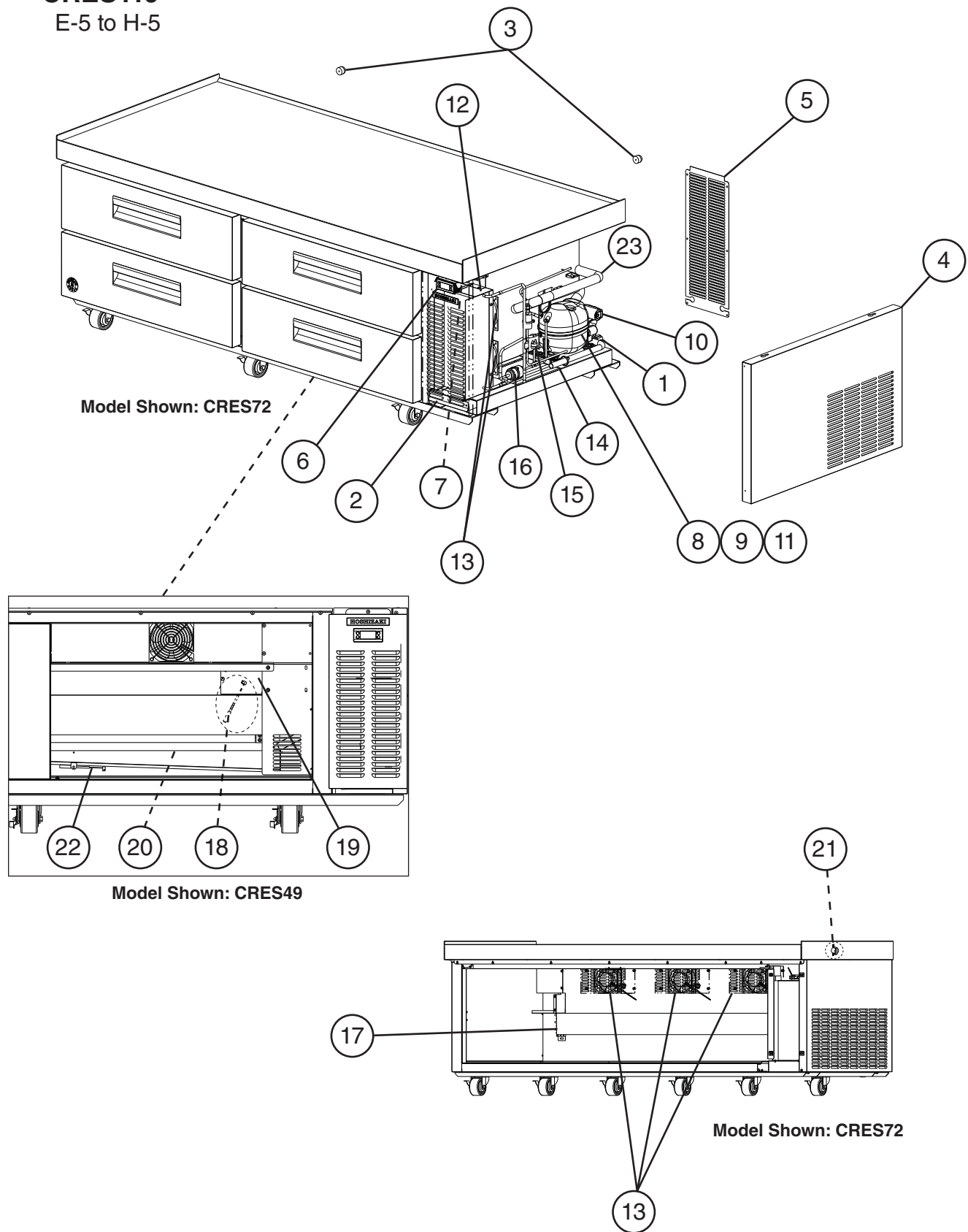
## Auxiliary Code Breakdown

The auxiliary code is the first two characters in the serial number. The first character indicates the year. Years progress or regress in alphabetical order. The series runs from "A" through "V" and the letters "I" and "O" are skipped. The second character indicates significant part changes within a year. Base is "5" and this number advances for each change. In cases where there is a letter in parentheses, this designates the month. This is the last character in the serial number. The series runs from "(A)" through "(M)" and the letter "(I)" is skipped. This designation is only included when identifying a parts change within an auxiliary code.

## Note About Ordering Parts

Most assemblies cannot be ordered as complete units; parts in the assemblies generally must be ordered separately.

**A. Main Assembly & Refrigeration Circuit**  
**CRES36, CRES49, CRES60, CRES72, CRES78, CRES85, CRES98,**  
**CRES110**  
 E-5 to H-5

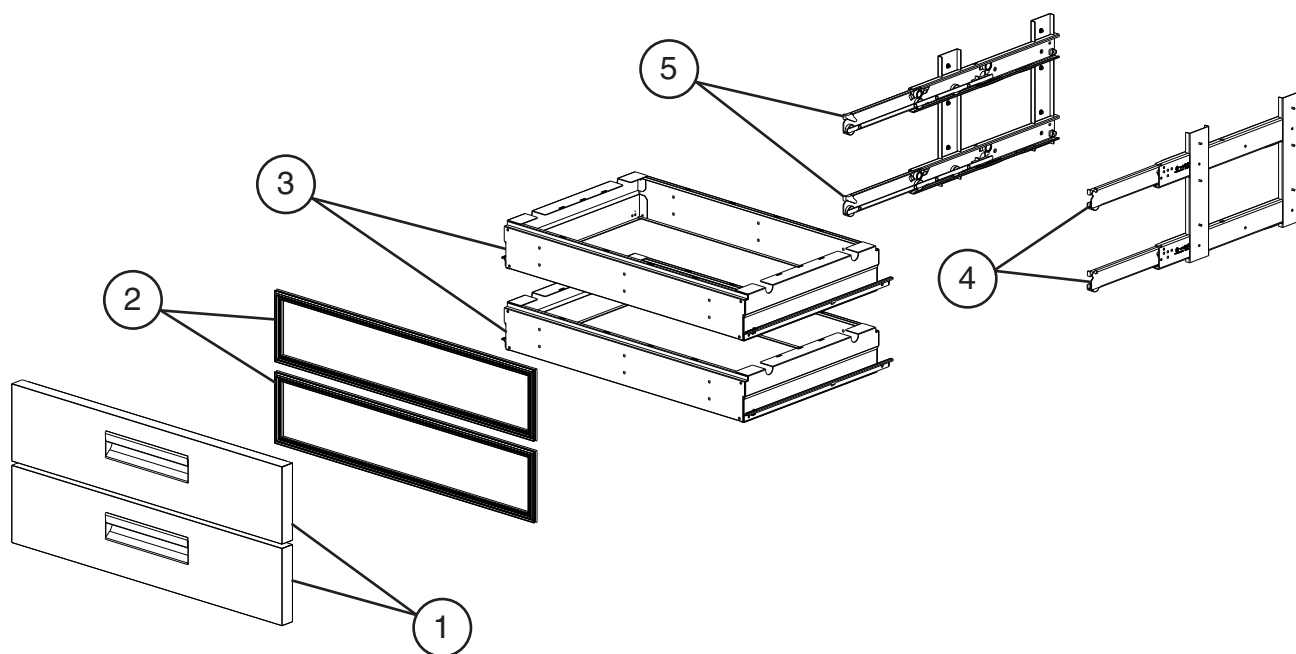


Title: A. Main Assembly & Refrigeration Circuit Models: CRES36, CRES49, CRES60, CRES72, CRES78, CRES85, CRES98, CRES110												
Index No.	Description	Material or Model Number	Part Number	Required Number								
				E-5 to F-5	F-6 to G-6	G-7 H-5						
Main Assembly												
1	Power Cord		4A2860-01	1	1	1						
2	Front Panel		SP-5286	1	1	1						
3	Bumper		3A6696-01	2	2	2						
4	Right Side Panel		2A7682-01	1	1	1						
5	Rear Louver Panel		3A8279-01	1	1	1						
6	Control Module	All except CRES110	SP-5211	1	-							
		All except CRES110	4A5915G01		1	1						
		CRES110		1	1	1						
7	Deflector		3B1541-01			1						
Refrigeration Circuit												
8	Compressor		3A8693-01	1	1	1						
9	Compressor Overload		3A8694-01	1	1	1						
10	Start Capacitor		4A5525-01	1	1	1						
11	Start Relay		3A7232-01	1	1	1						
12	Condenser		2A7544-01	1	1	1						
13	Evaporator/Condenser Fan Motor	CRES36	4A5343-01	3	3	3						
		CRES49 CRES60		4	4	4						
		CRES72 CRES78 CRES85 CRES98 CRES110		5	5	5						
14	Condensate Pan		2A7315-01	1	1	1						
15	High-Pressure Switch		4A2516-01	1	1	1						
16	Drier		4A1113-01	1	1	1						
17	Evaporator	CRES36	2A8513-01	1	1	1						
		CRES49 CRES60	2A8513-02	1	1	1						
		CRES72 CRES78 CRES85 CRES98 CRES110	2A8513-04	1	1	1						
18	Defrost Thermistor		4A4865-03	1	1	1						
19	Defrost Thermistor Access Panel		4A5829-01	1	1	1						
20	Defrost Heater	CRES36	3A6443-05	1	1	1						
		CRES49 CRES60	3A6443-04	1	1	1						
		CRES72 CRES78 CRES85 CRES98 CRES110	3A6443-07	1	1	1						
21	Defrost Safety Thermostat		4A0954-02	1	1	1						
22	Cabinet Thermistor		4A4864-02	1	1	1						
23	Heat Exchanger		3A8623G01	1	1	1						

## B. Drawer Assembly

**CRES36, CRES49, CRES60, CRES72, CRES78, CRES85, CRES98,  
CRES110**

E-5 to H-5

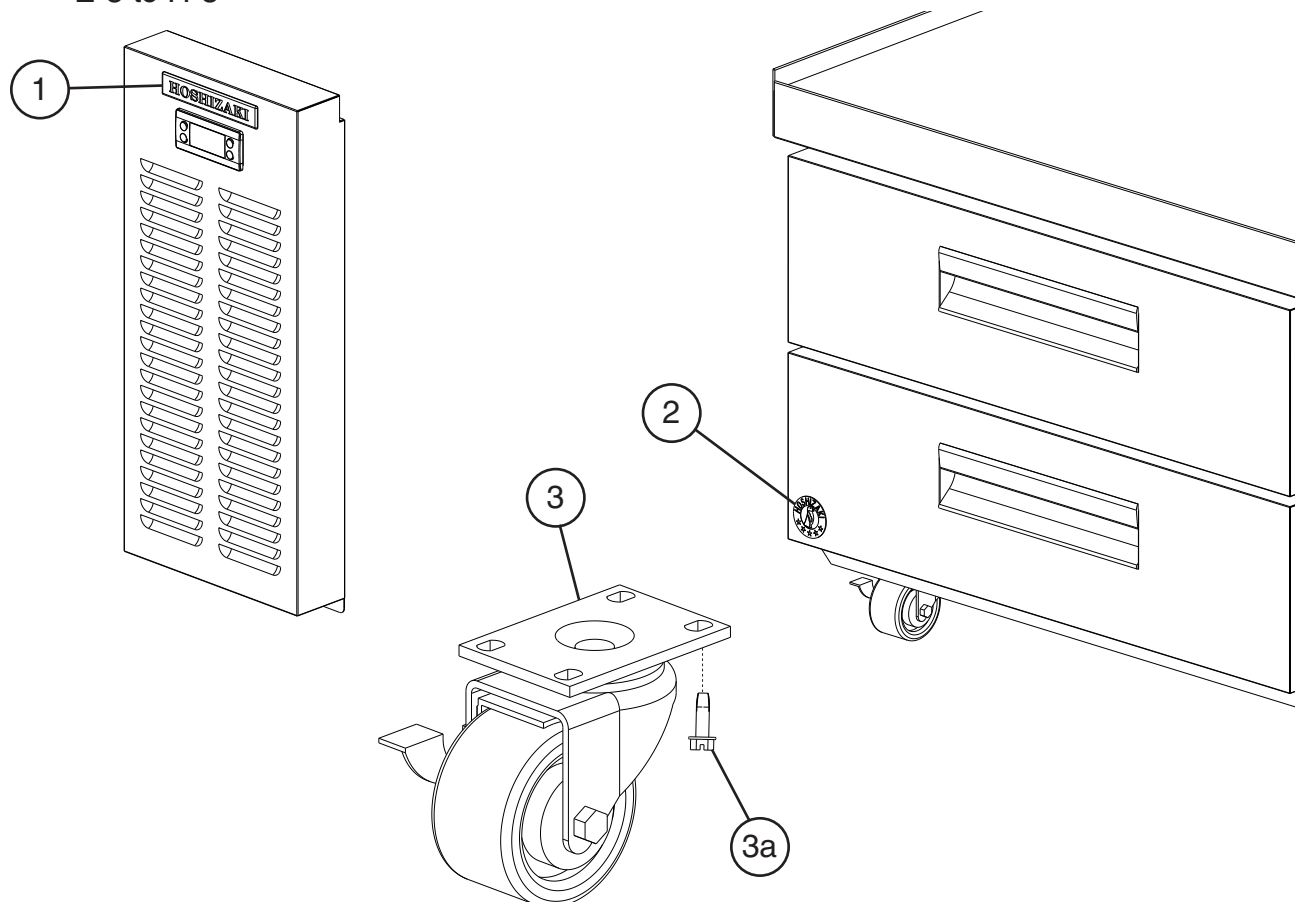


Title: B. Drawer Assembly    Models: CRES36, CRES49, CRES60, CRES72, CRES78, CRES85, CRES98, CRES110												
Index No.	Description	Material or Model Number	Part Number	Required Number Per Section								
				E-5 to H-5								
1	Drawer Face (includes item 2)	CRES36	2A7723G01	2								
		CRES49 CRES60	2A7420G01	2								
		CRES72 CRES78	2A7369G01	4								
		CRES85 (Left)	2A7651G01	2								
		CRES85 (Right)	2A7369G01	2								
		CRES98 CRES110	2A7651G01	4								
2	Gasket	CRES36	2A5192-21	2								
		CRES49 CRES60	2A5192-19	2								
		CRES72 CRES78	2A5192-18	4								
		CRES85 (Left)	2A5192-20	2								
		CRES85 (Right)	2A5192-18	2								
		CRES98 CRES110	2A5192-20	4								
3	Drawer Box	CRES36	2A7728G01	2								
		CRES49 CRES60	2A7417G01	2								
		CRES72 CRES78	2A7372G01	4								
		CRES85 (Left)	2A7650G01	2								
		CRES85 (Right)	2A7372G01	2								
		CRES98 CRES110	2A7650G01	4								
4	Right Side Roller	CRES36 CRES49 CRES60	4A5739-02	2								
		CRES72 CRES78 CRES85 CRES98 CRES110		4								
5	Left Side Roller	CRES36 CRES49 CRES60	4A5739-05	2								
		CRES72 CRES78 CRES85 CRES98 CRES110		4								

## C. Accessories & Labels

**CRES36, CRES49, CRES60, CRES72, CRES78, CRES85, CRES98, CRES110**

E-5 to H-5



Title: C. Accessories & Labels    Models: CRES36, CRES49, CRES60, CRES72, CRES78, CRES85, CRES98, CRES110												
Index No.	Description	Material or Model Number	Part Number	Required Number								
				E-5 to H-5								
1	Hoshizaki Emblem Label		4A5060-01	1								
2	Penguin Label		475552L02	1								
3	4" Locking Caster	CRES36 CRES49 CRES60	4A4275-01	4								
		CRES72 CRES78 CRES85		6								
		CRES98 CRES110		8								
3a	Hex Bolt	CRES36 CRES49 CRES60	4A5213-01	16								
		CRES72 CRES78 CRES85		24								
		CRES98 CRES110		32								