



Hoshizaki America, Inc.

EFFECTIVE: January 1, 2014

Revised: October 27, 2014



2014 Reach-In Price List



“A Superior Degree of Reliability”

www.hoshizakiamerica.com

Commercial Series - Refrigerators 1
Commercial Series - Freezers 2
Compact Undercounters - Refrigerator 4
Commercial Series Undercounters - Refrigerators 4
Commercial Series Undercounters - Freezers 5
Commercial Series Undercounters with Drawers - Refrigerators 6
Commercial Series Worktops - Refrigerators 6
Commercial Series Worktops - Freezers 7
Commercial Series Worktops with Drawers - Refrigerators 7
Commercial Series Worktops with Drawers - Freezer 8
Commercial Series Prep Tables - Sandwich Top 8
Commercial Series Prep Tables with Drawers - Sandwich Top 10
Commercial Series Prep Tables - Mega Top 10
Commercial Series Pizza Prep Tables 12
Professional Series - Refrigerators 12
Professional Series - Freezers 15
Professional Series - Dual Temps 15
Professional Series - Pass Thrus 17
Professional Series - Roll-Ins 19
Professional Series - Hot Food Holding Cabinets 19
Professional Series Undercounters - Refrigerators 20
Professional Series Undercounters - Freezers 20
Professional Series Undercounters with Drawers - Refrigerators 21
Professional Series Undercounters with Drawers - Freezers 21
Professional Series Worktops - Refrigerators 22
Professional Series Worktops - Freezers 22
Professional Series Worktops with Drawers - Refrigerators 23
Professional Series Worktops with Drawers - Freezers 23
Professional Series Prep Tables 24
Professional Series Prep Tables with Drawers 24
Reach-In Accessories 25

EFFECTIVE: January 1, 2014

Supersedes all previous price schedules

TERMS and CONDITIONS

Prices are F.O.B. Factory. All prices and specifications are subject to change without notice. Hoshizaki reserves the right to determine point of shipment.

TERMS:

Terms are such as the Company may extend to the purchaser.

LOST OR DAMAGED SHIPMENTS:

Whenever seller shall deliver or cause to be delivered to a common carrier any goods ordered by consignee, whether the particular common carrier shall have been designated in the shipping instructions of the consignee or not, seller shall not be responsible for any delays or damage in shipment and the common carrier to which seller shall deliver goods shipped to the consignee is hereby declared to the agent of the consignee. Therefore it is the responsibility of the consignee to file claim with the carrier for lost or damaged shipments.

WARRANTY

All units to be free from manufacturing defects, covered by:

Professional Series® Reach-In Refrigerators, Freezers & Dual Temps

3-Year - Parts & Labor on entire machine.

5-Year - Parts on Compressor.

Commercial Series® Reach-In Refrigerators & Freezers

3-Year - Parts & Labor on entire machine.

5-Year - Parts on Compressor.

Compact Undercounter Reach-In Refrigerator - HR24A

3-Year - Parts & Labor on entire machine.

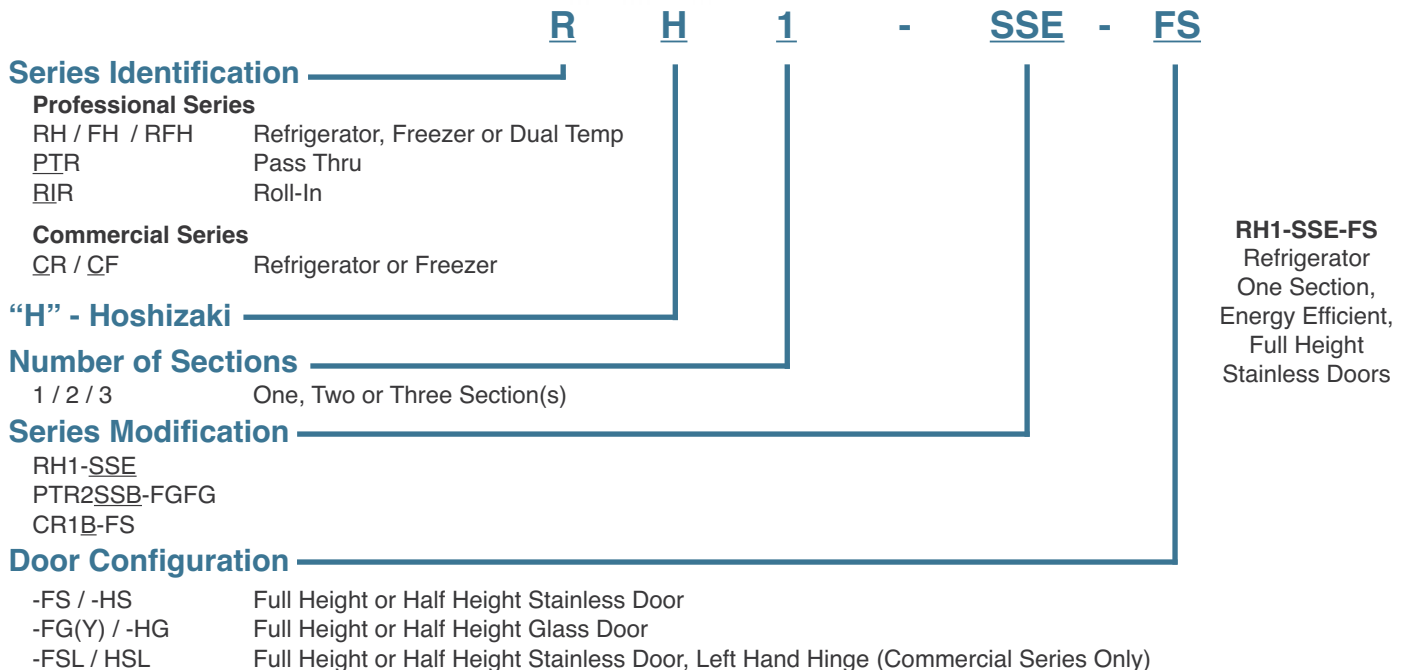
Warewashers

1-Year - Parts & Labor.

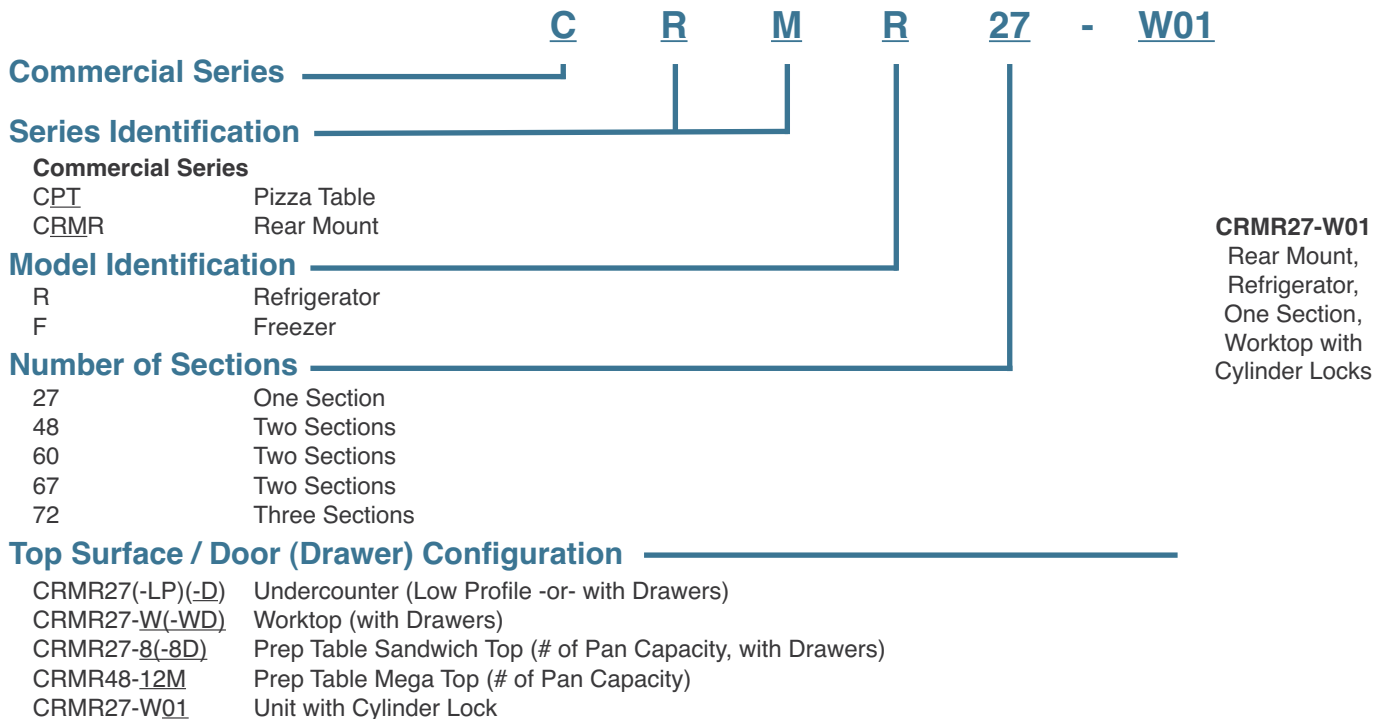
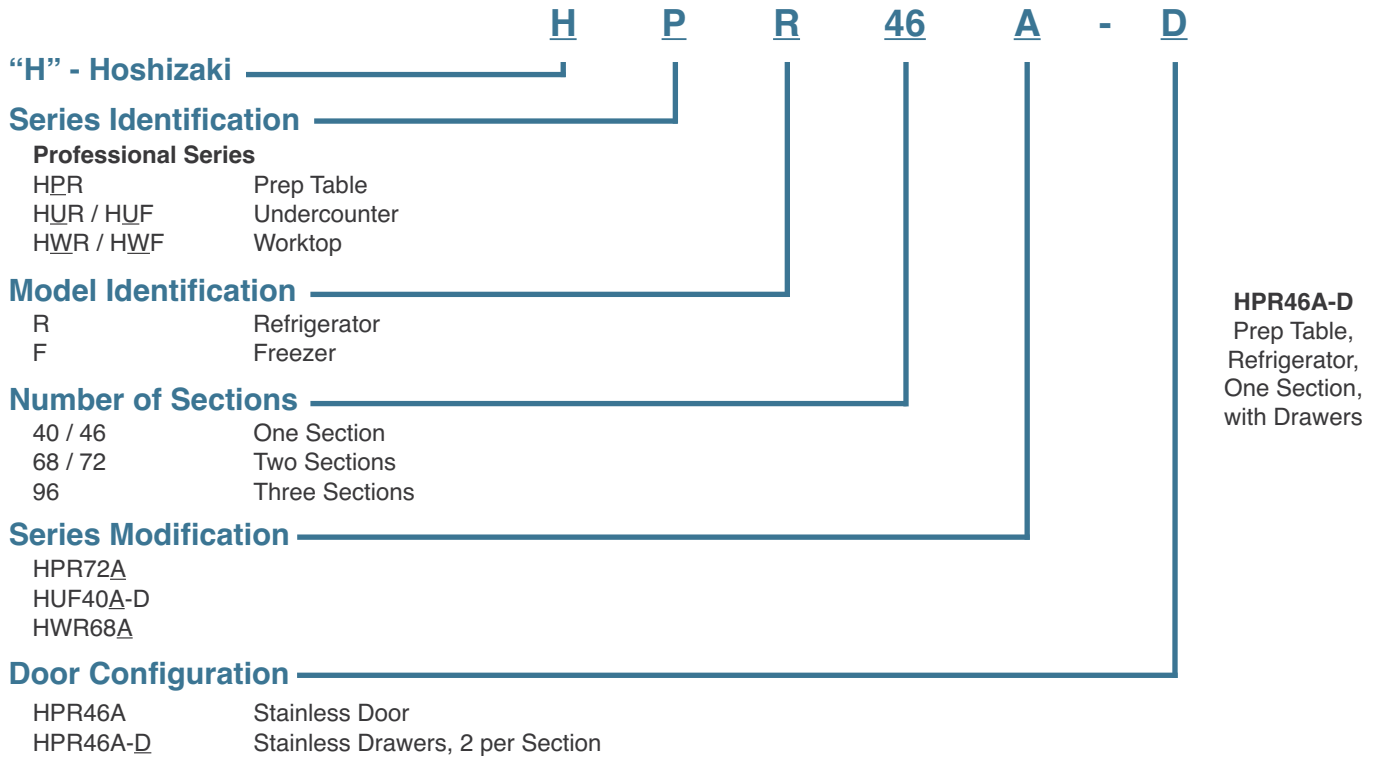
Warranty

Warranty valid in United States, Canada, Puerto Rico, & U.S. Territories only. Contact Factory for Warranty in other Countries. Refer to manufacturer's full warranty for complete details. Suggested List Prices are intended only as a guide. This does not restrict the price seller may establish due to market conditions.

REACH-IN MODEL NUMBER IDENTIFICATION CODE - Upright Models



REACH-IN MODEL NUMBER IDENTIFICATION CODE - Horizontal Models



AGENCY LISTINGS and MARKS



COMMERCIAL SERIES - Refrigerators

27.5 x 33.6 x 79.63"
W x D x H



**Full Height
Stainless Door**

	Volume (CF)	Nominal Comp BTU	Electrical		NEMA Plug	Shipping Weight	List F.O.B. PTC
			Volts	Amps			
CR1B-FS*	23.3	1,625	115	3.7	5-15P	345 Lbs.	\$5,160
CR1B-FSL** <i>Left Hand Hinge</i>	23.3	1,625	115	3.7	5-15P	345 Lbs.	\$5,160

****SPECIAL ORDER**** - Please contact your Local Hoshizaki Sales Representative for availability.

Unit supplied with:
Four 4" heavy duty casters (2 with brakes)
Three epoxy coated shelves

27.5 x 33.6 x 79.63"
W x D x H



**Half Height
Stainless Doors**

	Volume (CF)	Nominal Comp BTU	Electrical		NEMA Plug	Shipping Weight	List F.O.B. PTC
			Volts	Amps			
CR1B-HS*	23.3	1,625	115	3.7	5-15P	345 Lbs.	\$6,160
CR1B-HSL** <i>Left Hand Hinge</i>	23.3	1,625	115	3.7	5-15P	345 Lbs.	\$6,160

****SPECIAL ORDER**** - Please contact your Local Hoshizaki Sales Representative for availability.

Unit supplied with:
Four 4" heavy duty casters (2 with brakes)
Three epoxy coated shelves

27.5 x 34.8 x 79.63"
W x D x H



**Full Height
Glass Door**

	Volume (CF)	Nominal Comp BTU	Electrical		NEMA Plug	Shipping Weight	List F.O.B. PTC
			Volts	Amps			
CR1B-FGY*	23.3	1,626	115	4.1	5-15P	343 Lbs.	\$6,345

Unit supplied with:
Four 4" heavy duty casters (2 with brakes)
Three epoxy coated shelves

55.0 x 33.6 x 79.63"
W x D x H




**Full Height
Stainless Doors**

	Volume (CF)	Nominal Comp BTU	Electrical		NEMA Plug	Shipping Weight	List F.O.B. PTC
			Volts	Amps			
CR2B-FS*	51.0	2,373	115	7.0	5-15P	550 Lbs.	\$6,870

Unit supplied with:
Four 4" heavy duty casters (2 with brakes)
Six epoxy coated shelves

55.0 x 33.6 x 79.63"
W x D x H



**Half Height
Stainless Doors**

	Volume (CF)	Nominal Comp BTU	Electrical		NEMA Plug	Shipping Weight	List F.O.B. PTC
			Volts	Amps			
CR2B-HS	51.0	2,373	115	7.0	5-15P	550 Lbs.	\$8,340

Unit supplied with:
Four 4" heavy duty casters (2 with brakes)
Six epoxy coated shelves

COMMERCIAL SERIES - Refrigerators

55.0 x 34.8 x 79.63"
W x D x H



**Full Height
Glass Doors**

	Volume (CF)	Nominal Comp BTU	Electrical		NEMA Plug	Shipping Weight	List F.O.B. PTC
			Volts	Amps			
CR2B-FGY*	51.0	2,373	115	6.2	5-15P	656 Lbs.	\$8,725

Unit supplied with:
Four 4" heavy duty casters (2 with brakes)
Six epoxy coated shelves

83.0 x 33.6 x 79.63"
W x D x H



**Full Height
Stainless Doors**

	Volume (CF)	Nominal Comp BTU	Electrical		NEMA Plug	Shipping Weight	List F.O.B. PTC
			Volts	Amps			
CR3B-FS	74.3	2,373 / 1,625	115	12.0	5-20P	880 Lbs.	\$12,500

Unit supplied with:
Six 4" heavy duty casters (3 with brakes)
Nine epoxy coated shelves

83.0 x 33.6 x 79.63"
W x D x H



**Half Height
Stainless Doors**

	Volume (CF)	Nominal Comp BTU	Electrical		NEMA Plug	Shipping Weight	List F.O.B. PTC
			Volts	Amps			
CR3B-HS	74.3	2,373 / 1,625	115	12.0	5-20P	880 Lbs.	\$13,750

Unit supplied with:
Six 4" heavy duty casters (3 with brakes)
Nine epoxy coated shelves

83.0 x 34.8 x 79.63"
W x D x H



**Full Height
Glass Doors**

	Volume (CF)	Nominal Comp BTU	Electrical		NEMA Plug	Shipping Weight	List F.O.B. PTC
			Volts	Amps			
CR3B-FGY	74.3	2,373 / 1,625	115	12.0	5-20P	970 Lbs.	\$17,375

Unit supplied with:
Six 4" heavy duty casters (3 with brakes)
Nine epoxy coated shelves

COMMERCIAL SERIES - Freezers

27.5 x 33.6 x 79.63"
W x D x H



**Full Height
Stainless Door**

	Volume (CF)	Nominal Comp BTU	Electrical		NEMA Plug	Shipping Weight	List F.O.B. PTC
			Volts	Amps			
CF1B-FS*	23.3	2,466	115	9.5	5-15P	345 Lbs.	\$6,450
CF1B-FSL** Left Hand Hinge	23.3	2,466	115	9.5	5-15P	345 Lbs.	\$6,450

****SPECIAL ORDER** - Please contact your Local Hoshizaki Sales Representative for availability.**

Unit supplied with:
Four 4" heavy duty casters (2 with brakes)
Three epoxy coated shelves

COMMERCIAL SERIES - Freezers

27.5 x 33.6 x 79.63"
W x D x H



**Half Height
Stainless Doors**

	Volume (CF)	Nominal Comp BTU	Electrical		NEMA Plug	Shipping Weight	List F.O.B. PTC
			Volts	Amps			
CF1B-HS*	23.3	2,466	115	9.5	5-15P	345 Lbs.	\$7,330
CF1B-HSL** <i>Left Hand Hinge</i>	23.3	2,466	115	9.5	5-15P	345 Lbs.	\$7,330

****SPECIAL ORDER**** - Please contact your Local Hoshizaki Sales Representative for availability.

Unit supplied with:
Four 4" heavy duty casters (2 with brakes)
Three epoxy coated shelves

27.5 x 34.8 x 79.63"
W x D x H



**Full Height
Glass Door**

	Volume (CF)	Nominal Comp BTU	Electrical		NEMA Plug	Shipping Weight	List F.O.B. PTC
			Volts	Amps			
CF1B-FG*	23.3	1,706	115	9.7	5-15P	382 Lbs.	\$9,400

Unit supplied with:
Four 4" heavy duty casters (2 with brakes)
Three epoxy coated shelves

55.0 x 33.6 x 79.63"
W x D x H



**Full Height
Stainless Doors**

	Volume (CF)	Nominal Comp BTU	Electrical		NEMA Plug	Shipping Weight	List F.O.B. PTC
			Volts	Amps			
CF2B-FS*	51.0	3,000	115	11.1	5-15P	550 Lbs.	\$9,050

Unit supplied with:
Four 4" heavy duty casters (2 with brakes)
Six epoxy coated shelves

55.0 x 33.6 x 79.63"
W x D x H



**Half Height
Stainless Doors**

	Volume (CF)	Nominal Comp BTU	Electrical		NEMA Plug	Shipping Weight	List F.O.B. PTC
			Volts	Amps			
CF2B-HS*	51.0	3,000	115	11.1	5-15P	550 Lbs.	\$10,320

Unit supplied with:
Four 4" heavy duty casters (2 with brakes)
Six epoxy coated shelves

55.0 x 34.8 x 79.63"
W x D x H



**Full Height
Glass Doors**

	Volume (CF)	Nominal Comp BTU	Electrical		NEMA Plug	Shipping Weight	List F.O.B. PTC
			Volts	Amps			
CF2B-FG*	51.0	3,000	115	9.8	5-15P	596 Lbs.	\$13,290

Unit supplied with:
Four 4" heavy duty casters (2 with brakes)
Six epoxy coated shelves

COMMERCIAL SERIES - Freezers

83.0 x 33.6 x 79.63"
W x D x H



Full Height
Stainless Doors

	Volume (CF)	Nominal Comp BTU	Electrical Volts Amps	NEMA Plug	Shipping Weight	List F.O.B. PTC
CF3B-FS	74.3	3,000 / 2,466	115/208-230/1 16.0	L14-20P	900 Lbs.	\$14,000

Unit supplied with:
Six 4" heavy duty casters (3 with brakes)
Nine epoxy coated shelves

83.0 x 33.6 x 79.63"
W x D x H



Half Height
Stainless Doors

	Volume (CF)	Nominal Comp BTU	Electrical Volts Amps	NEMA Plug	Shipping Weight	List F.O.B. PTC
CF3B-HS	74.3	3,000 / 2,466	115/208-230/1 16.0	L14-20P	900 Lbs.	\$14,950

Unit supplied with:
Six 4" heavy duty casters (3 with brakes)
Nine epoxy coated shelves

COMPACT UNDERCOUNTER REACH-IN - Refrigerator

23.4 x 24.5 x 32.7"
W x D x H



Stainless Door

	Volume (CF)	Nominal Comp BTU	Electrical Volts Amps	NEMA Plug	Shipping Weight	List F.O.B. PTC
HR24A*	3.7	N/A	115 2.0	5-15P	102 Lbs.	\$2,690

Unit is UL approved for outdoor use
Unit supplied with:
Three epoxy coated shelves

HS-5057 - Tempered Glass Shelves, 3 pack

\$170

COMMERCIAL SERIES UNDERCOUNTER - Refrigerators

27 x 30 x 33.63"
W x D x H



Stainless Door

	Volume (CF)	Nominal Comp BTU	Electrical Volts Amps	NEMA Plug	Shipping Weight	List F.O.B. PTC
CRMR27*	7.2	1,029	115 2.6	5-15P	160 Lbs.	\$3,090
CRMR27-01**	(01) Cylinder Door Lock					\$3,510

****SPECIAL ORDER** - Please contact your Local Hoshizaki Sales Representative for availability.**

Unit supplied with:
Four 4" stem casters (2 with brakes)
One epoxy coated shelf

27 x 30 x 32.3"
W x D x H



Stainless Door

	Volume (CF)	Nominal Comp BTU	Electrical Volts Amps	NEMA Plug	Shipping Weight	List F.O.B. PTC
CRMR27-LP*	7.2	1,029	115 2.6	5-15P	160 Lbs.	\$3,320

CRMR27-LP - Low Profile unit meets ADA requirements

Unit supplied with:
Four 2.25" stem casters (2 with brakes)
One epoxy coated shelf

COMMERCIAL SERIES UNDERCOUNTER - Refrigerators

48 x 30 x 33.63"
W x D x H



	Volume (CF)	Nominal Comp BTU	Electrical		NEMA Plug	Shipping Weight	List F.O.B. PTC
			Volts	Amps			
CRMR48*	13.66	1,029	115	2.6	5-15P	222 Lbs.	\$4,640
CRMR48-01**	(01) Cylinder Door Lock						\$5,365

Stainless Door

****SPECIAL ORDER** - Please contact your Local Hoshizaki Sales Representative for availability.**

Unit supplied with:
Four 4" stem casters (2 with brakes)
Two epoxy coated shelves

60 x 30 x 33.63"
W x D x H



	Volume (CF)	Nominal Comp BTU	Electrical		NEMA Plug	Shipping Weight	List F.O.B. PTC
			Volts	Amps			
CRMR60	17.55	1,386	115	4.2	5-15P	268 Lbs.	\$5,150

Stainless Door

Unit supplied with:
Four 4" stem casters (2 with brakes)
Three epoxy coated shelves

72 x 30 x 33.63"
W x D x H



	Volume (CF)	Nominal Comp BTU	Electrical		NEMA Plug	Shipping Weight	List F.O.B. PTC
			Volts	Amps			
CRMR72	21.25	1,386	115	4.2	5-15P	312 Lbs.	\$5,900

Stainless Door

Unit supplied with:
Four 4" stem casters (2 with brakes)
Three epoxy coated shelves

COMMERCIAL SERIES UNDERCOUNTER - Freezers

27 x 30 x 33.63"
W x D x H



	Volume (CF)	Nominal Comp BTU	Electrical		NEMA Plug	Shipping Weight	List F.O.B. PTC
			Volts	Amps			
CRMF27*	7.2	841	115	3.4	5-15P	160 Lbs.	\$3,720
CRMF27-01**	(01) Cylinder Door Lock						\$4,185

Stainless Door

****SPECIAL ORDER** - Please contact your Local Hoshizaki Sales Representative for availability.**

Unit supplied with:
Four 4" stem casters (2 with brakes)
One epoxy coated shelf

27 x 30 x 32.3"
W x D x H



	Volume (CF)	Nominal Comp BTU	Electrical		NEMA Plug	Shipping Weight	List F.O.B. PTC
			Volts	Amps			
CRMF27-LP*	7.2	841	115	3.4	5-15P	160 Lbs.	\$3,995

Stainless Door

CRMF27-LP - Low Profile unit meets ADA requirements

Unit supplied with:
Four 2.25" stem casters (2 with brakes)
One epoxy coated shelf

48 x 30 x 33.63"
W x D x H



	Volume (CF)	Nominal Comp BTU	Electrical		NEMA Plug	Shipping Weight	List F.O.B. PTC
			Volts	Amps			
CRMF48*	13.66	1,527	115	2.6	5-15P	238 Lbs.	\$5,390
CRMF48-01**	(01) Cylinder Door Lock						\$6,175

Stainless Door

****SPECIAL ORDER** - Please contact your Local Hoshizaki Sales Representative for availability.**

Unit supplied with:
Four 4" stem casters (2 with brakes)
Two epoxy coated shelves

COMMERCIAL SERIES UNDERCOUNTER - Freezers

60 x 30 x 33.63"
W x D x H



Stainless Door

	Volume (CF)	Nominal Comp BTU	Electrical Volts	Amps	NEMA Plug	Shipping Weight	List F.O.B. PTC
CRMF60*	17.55	1,527	115	6.0	5-15P	268 Lbs.	\$6,690

Unit supplied with:
Four 4" stem casters (2 with brakes)
Two epoxy coated shelves

COMMERCIAL SERIES UNDERCOUNTER with DRAWERS - Refrigerators

27 x 30 x 33.63"
W x D x H




Stainless Drawers

	Volume (CF)	Nominal Comp BTU	Electrical Volts	Amps	NEMA Plug	Shipping Weight	List F.O.B. PTC
CRMR27-D	7.2	1,029	115	2.6	5-15P	176 Lbs.	\$4,970

Unit supplied with:
Four 4" stem casters (2 with brakes)
Each drawer will accommodate (1) 12" x 20" x 6" DP pan (Pans supplied by others)

48 x 30 x 33.63"
W x D x H



Stainless Drawers

	Volume (CF)	Nominal Comp BTU	Electrical Volts	Amps	NEMA Plug	Shipping Weight	List F.O.B. PTC
CRMR48-D4	13.66	1,029	115	2.6	5-15P	262 Lbs.	\$8,270

Unit supplied with:
Four 4" stem casters (2 with brakes)
Each drawer will accommodate (1) 1/2 and (1) 1/3 size pans, 6" DP (Pans supplied by others)

COMMERCIAL SERIES UNDERCOUNTER with DRAWERS - Freezer

27 x 30 x 33.63"
W x D x H



Stainless Drawers

	Volume (CF)	Nominal Comp BTU	Electrical Volts	Amps	NEMA Plug	Shipping Weight	List F.O.B. PTC
CRMF27-D	7.2	841	115	3.4	5-15P	176 Lbs.	\$5,960

Unit supplied with:
Four 4" stem casters (2 with brakes)
Each drawer will accommodate (1) 12" x 20" x 6" DP pan (Pans supplied by others)

COMMERCIAL SERIES WORKTOP - Refrigerators

27 x 30 x 40"
W x D x H



Stainless Door

	Volume (CF)	Nominal Comp BTU	Electrical Volts	Amps	NEMA Plug	Shipping Weight	List F.O.B. PTC
CRMR27-W*	7.2	1,029	115	2.6	5-15P	160 Lbs.	\$3,300
CRMR27-W01**	(01) Cylinder Door Lock						\$3,610

****SPECIAL ORDER** - Please contact your Local Hoshizaki Sales Representative for availability.**

Unit supplied with:
Four 6" stem casters (2 with brakes)
One epoxy coated shelf

48 x 30 x 40"
W x D x H



Stainless Door


	Volume (CF)	Nominal Comp BTU	Electrical Volts	Amps	NEMA Plug	Shipping Weight	List F.O.B. PTC
CRMR48-W*	13.66	1,029	115	2.6	5-15P	222 Lbs.	\$4,950
CRMR48-W01**	(01) Cylinder Door Lock						\$5,505

****SPECIAL ORDER** - Please contact your Local Hoshizaki Sales Representative for availability.**

Unit supplied with:
Four 6" stem casters (2 with brakes)
Two epoxy coated shelves **6**

COMMERCIAL SERIES WORKTOP - Refrigerators

60 x 30 x 40"
W x D x H




	Volume (CF)	Nominal Comp BTU	Electrical Volts	Amps	NEMA Plug	Shipping Weight	List F.O.B. PTC
CRMR60-W	17.55	1,386	115	4.2	5-15P	272 Lbs.	\$5,500

Unit supplied with:
Four 6" stem casters (2 with brakes)
Two epoxy coated shelves

Stainless Door

72 x 30 x 40"
W x D x H




	Volume (CF)	Nominal Comp BTU	Electrical Volts	Amps	NEMA Plug	Shipping Weight	List F.O.B. PTC
CRMR72-W	21.25	1,386	115	4.2	5-15P	317 Lbs.	\$6,300

Unit supplied with:
Four 6" stem casters (2 with brakes)
Three epoxy coated shelves

Stainless Door

COMMERCIAL SERIES WORKTOP - Freezers

27 x 30 x 40"
W x D x H




	Volume (CF)	Nominal Comp BTU	Electrical Volts	Amps	NEMA Plug	Shipping Weight	List F.O.B. PTC
CRMF27-W*	7.2	841	115	3.4	5-15P	160 Lbs.	\$3,870
CRMF27-W01**	(01) Cylinder Door Lock						\$4,200

****SPECIAL ORDER** - Please contact your Local Hoshizaki Sales Representative for availability.**

Unit supplied with:
Four 6" stem casters (2 with brakes)
One epoxy coated shelf

Stainless Door

48 x 30 x 40"
W x D x H




	Volume (CF)	Nominal Comp BTU	Electrical Volts	Amps	NEMA Plug	Shipping Weight	List F.O.B. PTC
CRMF48-W*	13.66	1,527	115	2.6	5-15P	238 Lbs.	\$5,730
CRMF48-W01**	(01) Cylinder Door Lock						\$6,315

****SPECIAL ORDER** - Please contact your Local Hoshizaki Sales Representative for availability.**

Unit supplied with:
Four 6" stem casters (2 with brakes)
Two epoxy coated shelves

Stainless Door

60 x 30 x 40"
W x D x H




	Volume (CF)	Nominal Comp BTU	Electrical Volts	Amps	NEMA Plug	Shipping Weight	List F.O.B. PTC
CRMF60-W*	17.55	1,527	115	6.0	5-15P	272 Lbs.	\$7,100

Unit supplied with:
Four 6" stem casters (2 with brakes)
Two epoxy coated shelves

Stainless Door

COMMERCIAL SERIES WORKTOP with DRAWERS - Refrigerator

27 x 30 x 40"
W x D x H



	Volume (CF)	Nominal Comp BTU	Electrical Volts	Amps	NEMA Plug	Shipping Weight	List F.O.B. PTC
CRMR27-WD	7.2	1,029	115	2.6	5-15P	176 Lbs.	\$5,080

Unit supplied with:
Four 6" stem casters (2 with brakes)
Each drawer will accommodate (1) 12" x 20" x 6" DP pan (Pans supplied by others)

Stainless Drawers

COMMERCIAL SERIES WORKTOP with DRAWERS - Refrigerators

48 x 30 x 40"
W x D x H



Stainless Drawers

	Volume (CF)	Nominal Comp BTU	Electrical		NEMA Plug	Shipping Weight	List F.O.B. PTC
			Volts	Amps			
CRMR48-WD4	13.66	1,029	115	2.6	5-15P	176 Lbs.	\$8,410

Unit supplied with:
Four 6" stem casters (2 with brakes)
Each drawer will accommodate (1) 1/2 and (1) 1/3 size pans, 6" DP (Pans supplied by others)

COMMERCIAL SERIES WORKTOP with DRAWERS - Freezer

27 x 30 x 40"
W x D x H



Stainless Drawers

	Volume (CF)	Nominal Comp BTU	Electrical		NEMA Plug	Shipping Weight	List F.O.B. PTC
			Volts	Amps			
CRMF27-WD	7.2	841	115	3.4	5-15P	176 Lbs.	\$6,100

Unit supplied with:
Four 6" stem casters (2 with brakes)
Each drawer will accommodate (1) 12" x 20" x 6" DP pan (Pans supplied by others)

COMMERCIAL SERIES SANDWICH TOP - Refrigerators

27 x 30 x 45.2"
W x D x H



Stainless Door

	Volume (CF)	Nominal Comp BTU	Electrical		NEMA Plug	Shipping Weight	List F.O.B. PTC
			Volts	Amps			
CRMR27-8	7.2	1,029	115	2.6	5-15P	185 Lbs.	\$3,550

Unit supplied with:
Four 6" casters (2 with brakes)
One epoxy coated shelf
(8) 1/6th size pans 4" deep
Full length 10"x1/2" thick Polyethylene Cutting Board

48 x 30 x 45.2"
W x D x H



Stainless Door

	Volume (CF)	Nominal Comp BTU	Electrical		NEMA Plug	Shipping Weight	List F.O.B. PTC
			Volts	Amps			
CRMR48-8	13.66	1,029	115	2.9	5-15P	262 Lbs.	\$4,960

Unit supplied with:
Four 6" casters (2 with brakes)
Two epoxy coated shelves
(8) 1/6th size pans 4" deep
Full length 10"x1/2" thick Polyethylene Cutting Board

48 x 30 x 45.2"
W x D x H




Stainless Door

	Volume (CF)	Nominal Comp BTU	Electrical		NEMA Plug	Shipping Weight	List F.O.B. PTC
			Volts	Amps			
CRMR48-12	13.66	1,029	115	2.9	5-15P	270 Lbs.	\$5,470

Unit supplied with:
Four 6" casters (2 with brakes)
Two epoxy coated shelves
(12) 1/6th size pans 4" deep
Full length 10"x1/2" thick Polyethylene Cutting Board

COMMERCIAL SERIES SANDWICH TOP - Refrigerators

60 x 30 x 45.2"
W x D x H

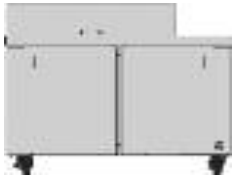


Stainless Door

	Volume (CF)	Nominal Comp BTU	Electrical		NEMA Plug	Shipping Weight	List F.O.B. PTC
			Volts	Amps			
CRMR60-8	16.6	2,607	115	5.5	5-15P	323 Lbs.	\$6,120

Unit supplied with:
Four 6" casters (2 with brakes)
Two epoxy coated shelves
(8) 1/6th size pans 4" deep
Full length 10"x1/2" thick Polyethylene Cutting Board

60 x 30 x 45.2"
W x D x H

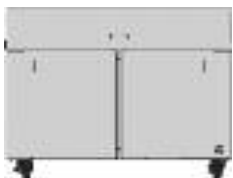


Stainless Door

	Volume (CF)	Nominal Comp BTU	Electrical		NEMA Plug	Shipping Weight	List F.O.B. PTC
			Volts	Amps			
CRMR60-12	16.6	2,607	115	5.5	5-15P	323 Lbs.	\$6,220

Unit supplied with:
Four 6" casters (2 with brakes)
Two epoxy coated shelves
(12) 1/6th size pans 4" deep
Full length 10"x1/2" thick Polyethylene Cutting Board

60 x 30 x 45.2"
W x D x H

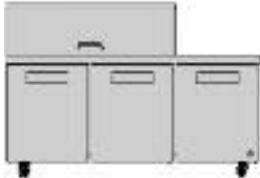


Stainless Door

	Volume (CF)	Nominal Comp BTU	Electrical		NEMA Plug	Shipping Weight	List F.O.B. PTC
			Volts	Amps			
CRMR60-16	16.6	2,607	115	5.5	5-15P	323 Lbs.	\$5,830

Unit supplied with:
Four 6" casters (2 with brakes)
Two epoxy coated shelves
(16) 1/6th size pans 4" deep
Full length 10"x1/2" thick Polyethylene Cutting Board

72 x 30 x 45.2"
W x D x H

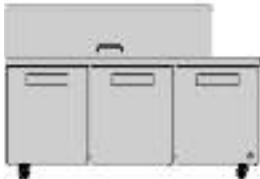


Stainless Door

	Volume (CF)	Nominal Comp BTU	Electrical		NEMA Plug	Shipping Weight	List F.O.B. PTC
			Volts	Amps			
CRMR72-12	19.7	2,607	115	5.5	5-15P	375 Lbs.	\$7,190

Unit supplied with:
Four 6" casters (2 with brakes)
Three epoxy coated shelves
(12) 1/6th size pans 4" deep
Full length 10"x1/2" thick Polyethylene Cutting Board

72 x 30 x 45.2"
W x D x H



Stainless Door

	Volume (CF)	Nominal Comp BTU	Electrical		NEMA Plug	Shipping Weight	List F.O.B. PTC
			Volts	Amps			
CRMR72-16	19.7	2,607	115	5.5	5-15P	375 Lbs.	\$7,260

Unit supplied with:
Four 6" casters (2 with brakes)
Three epoxy coated shelves
(16) 1/6th size pans 4" deep
Full length 10"x1/2" thick Polyethylene Cutting Board

72 x 30 x 45.2"
W x D x H



Stainless Door

	Volume (CF)	Nominal Comp BTU	Electrical		NEMA Plug	Shipping Weight	List F.O.B. PTC
			Volts	Amps			
CRMR72-18	19.7	2,607	115	5.5	5-15P	375 Lbs.	\$6,860

Unit supplied with:
Four 6" casters (2 with brakes)
Three epoxy coated shelves
(18) 1/6th size pans 4" deep
Full length 10"x1/2" thick Polyethylene Cutting Board

COMMERCIAL SERIES SANDWICH TOP with DRAWERS - Refrigerator

27 x 30 x 45.2"
W x D x H



Stainless Door

48 x 30 x 45.2"
W x D x H



Stainless Door

	Volume (CF)	Nominal Comp BTU	Electrical		NEMA Plug	Shipping Weight	List F.O.B. PTC
			Volts	Amps			
CRMR27-8D	7.2	1,029	115	2.6	5-15P	205 Lbs.	\$5,770

Unit supplied with:

Four 6" casters (2 with brakes)

(8) 1/6th size pans 4" deep

Each drawer will accommodate (1) 12" x 20" x 6" DP pan (Pans supplied by others)

Full length 10"x1/2" thick Polyethylene Cutting Board

	Volume (CF)	Nominal Comp BTU	Electrical		NEMA Plug	Shipping Weight	List F.O.B. PTC
			Volts	Amps			
CRMR48-12D4	13.66	1,029	115	2.9	5-15P	262 Lbs.	\$9,160

Unit supplied with:

Four 6" casters (2 with brakes)

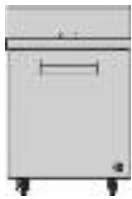
(12) 1/6th size pans 4" deep

Each drawer will accommodate (1) 1/2 and (1) 1/3 size pans, 6" DP (Pans supplied by others)

Full length 10"x1/2" thick Polyethylene Cutting Board

COMMERCIAL SERIES MEGA TOP - Refrigerators

27 x 30 x 45.2"
W x D x H



Stainless Door

48 x 30 x 45.2"
W x D x H



Stainless Door

48 x 30 x 45.2"
W x D x H



Stainless Door

60 x 30 x 45.2"
W x D x H



Stainless Door

	Volume (CF)	Nominal Comp BTU	Electrical		NEMA Plug	Shipping Weight	List F.O.B. PTC
			Volts	Amps			
CRMR27-12M	7.2	1,029	115	2.6	5-15P	185 Lbs.	\$4,250

Unit supplied with:

Four 6" casters (2 with brakes)

One epoxy coated shelf

(12) 1/6th size pans 4" deep

Full length 10"x1/2" thick Polyethylene Cutting Board

	Volume (CF)	Nominal Comp BTU	Electrical		NEMA Plug	Shipping Weight	List F.O.B. PTC
			Volts	Amps			
CRMR48-12M	13.66	1,029	115	2.9	5-15P	270 Lbs.	\$6,530

Unit supplied with:

Four 6" casters (2 with brakes)

Two epoxy coated shelves

(12) 1/6th size pans 4" deep

Full length 10"x1/2" thick Polyethylene Cutting Board

	Volume (CF)	Nominal Comp BTU	Electrical		NEMA Plug	Shipping Weight	List F.O.B. PTC
			Volts	Amps			
CRMR48-18M	13.66	1,029	115	2.9	5-15P	270 Lbs.	\$6,190

Unit supplied with:

Four 6" casters (2 with brakes)

Two epoxy coated shelves

(18) 1/6th size pans 4" deep

Full length 10"x1/2" thick Polyethylene Cutting Board

	Volume (CF)	Nominal Comp BTU	Electrical		NEMA Plug	Shipping Weight	List F.O.B. PTC
			Volts	Amps			
CRMR60-12M	16.6	2,607	115	5.5	5-15P	323 Lbs.	\$7,190

Unit supplied with:

Four 6" casters (2 with brakes)

Two epoxy coated shelves

(12) 1/6th size pans 4" deep

Full length 10"x1/2" thick Polyethylene Cutting Board

COMMERCIAL SERIES MEGA TOP - Refrigerators

60 x 30 x 45.2"
W x D x H



Stainless Door

	Volume (CF)	Nominal Comp BTU	Electrical		NEMA Plug	Shipping Weight	List F.O.B. PTC
			Volts	Amps			
CRMR60-18M	16.6	2,607	115	5.5	5-15P	323 Lbs.	\$7,280

Unit supplied with:
 Four 6" casters (2 with brakes)
 Two epoxy coated shelves
 (18) 1/6th size pans 4" deep
 Full length 10"x1/2" thick Polyethylene Cutting Board

60 x 30 x 45.2"
W x D x H

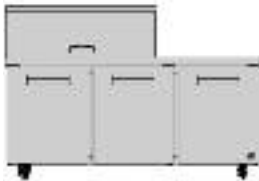


Stainless Door

	Volume (CF)	Nominal Comp BTU	Electrical		NEMA Plug	Shipping Weight	List F.O.B. PTC
			Volts	Amps			
CRMR60-24M	16.6	2,607	115	5.5	5-15P	323 Lbs.	\$6,870

Unit supplied with:
 Four 6" casters (2 with brakes)
 Two epoxy coated shelves
 (24) 1/6th size pans 4" deep
 Full length 10"x1/2" thick Polyethylene Cutting Board

72 x 30 x 45.2"
W x D x H



Stainless Door

	Volume (CF)	Nominal Comp BTU	Electrical		NEMA Plug	Shipping Weight	List F.O.B. PTC
			Volts	Amps			
CRMR72-18M	19.7	2,607	115	5.5	5-15P	375 Lbs.	\$8,300

Unit supplied with:
 Four 6" casters (2 with brakes)
 Two epoxy coated shelves
 (18) 1/6th size pans 4" deep
 Full length 10"x1/2" thick Polyethylene Cutting Board

72 x 30 x 45.2"
W x D x H



Stainless Door

	Volume (CF)	Nominal Comp BTU	Electrical		NEMA Plug	Shipping Weight	List F.O.B. PTC
			Volts	Amps			
CRMR72-24M	19.7	2,607	115	5.5	5-15P	375 Lbs.	\$8,440

Unit supplied with:
 Four 6" casters (2 with brakes)
 Two epoxy coated shelves
 (24) 1/6th size pans 4" deep
 Full length 10"x1/2" thick Polyethylene Cutting Board

72 x 30 x 45.2"
W x D x H



Stainless Door

	Volume (CF)	Nominal Comp BTU	Electrical		NEMA Plug	Shipping Weight	List F.O.B. PTC
			Volts	Amps			
CRMR72-30M	19.7	2,607	115	5.5	5-15P	375 Lbs.	\$7,930

Unit supplied with:
 Four 6" casters (2 with brakes)
 Two epoxy coated shelves
 (30) 1/6th size pans 4" deep
 Full length 10"x1/2" thick Polyethylene Cutting Board

COMMERCIAL SERIES PIZZA PREP - Refrigerators

46 x 32.24 x 43.45"
W x D x H



Stainless Door

	Volume (CF)	Nominal Comp BTU	Electrical		NEMA Plug	Shipping Weight	List F.O.B. PTC
			Volts	Amps			
CPT46	11.0	1,386	115	5.5	5-15P	283 Lbs.	\$7,170

Unit supplied with:
Four 6" casters (2 with brakes)
Two epoxy coated shelves
Rail will accommodate (6) 1/3rd size pans 4" deep
19" Deep Polyethylene Cutting Board

67 x 32.24 x 43.45"
W x D x H



Stainless Door

	Volume (CF)	Nominal Comp BTU	Electrical		NEMA Plug	Shipping Weight	List F.O.B. PTC
			Volts	Amps			
CPT67	19.9	2,607	115	5.5	5-15P	400 Lbs.	\$9,730

Unit supplied with:
Four 6" casters (2 with brakes)
Four epoxy coated shelves
Rail will accommodate (9) 1/3rd size pans 4" deep
19" Deep Polyethylene Cutting Board

93 x 32.24 x 43.45"
W x D x H



Stainless Door

	Volume (CF)	Nominal Comp BTU	Electrical		NEMA Plug	Shipping Weight	List F.O.B. PTC
			Volts	Amps			
CPT93	30.1	2,607	115	5.5	5-15P	628 Lbs.	\$13,170

Unit supplied with:
Six 6" casters (2 with brakes)
Four epoxy coated shelves
Rail will accommodate (12) 1/3rd size pans 4" deep
19" Deep Polyethylene Cutting Board

PROFESSIONAL SERIES - Refrigerators

27.5 x 33.6 x 82.5"
W x D x H



Full Height
Stainless Door

	Volume (CF)	Nominal Comp BTU	Electrical		NEMA Plug	Shipping Weight	List F.O.B. PTC
			Volts	Amps			
RH1-SSE-FS*	22.3	1,490	115	4.3	5-15P	400 Lbs.	\$10,850

Unit supplied with:
Variable Speed Compressor
Four 4" heavy duty casters (2 with brakes)
Three epoxy coated shelves

27.5 x 33.6 x 82.5"
W x D x H



Half Height
Stainless Doors

	Volume (CF)	Nominal Comp BTU	Electrical		NEMA Plug	Shipping Weight	List F.O.B. PTC
			Volts	Amps			
RH1-SSE-HS*	22.3	1,490	115	4.3	5-15P	400 Lbs.	\$11,440

Unit supplied with:
Variable Speed Compressor
Four 4" heavy duty casters (2 with brakes)
Three epoxy coated shelves

PROFESSIONAL SERIES - Refrigerators

27.5 x 33.6 x 82.5"
W x D x H



**Full Height
Glass Door**

	Volume (CF)	Nominal Comp BTU	Electrical		NEMA Plug	Shipping Weight	List F.O.B. PTC
			Volts	Amps			
RH1-SSE-FG	22.3	1,490	115	4.3	5-15P	400 Lbs.	\$11,510

Unit supplied with:
Variable Speed Compressor
 Four 4" heavy duty casters (2 with brakes)
 Three epoxy coated shelves

27.5 x 33.6 x 82.5"
W x D x H



**Half Height
Glass Door**

	Volume (CF)	Nominal Comp BTU	Electrical		NEMA Plug	Shipping Weight	List F.O.B. PTC
			Volts	Amps			
RH1-SSE-HG	22.3	1,490	115	4.3	5-15P	400 Lbs.	\$11,910

Unit supplied with:
Variable Speed Compressor
 Four 4" heavy duty casters (2 with brakes)
 Three epoxy coated shelves

55.0 x 33.6 x 82.5"
W x D x H




**Full Height
Stainless Doors**

	Volume (CF)	Nominal Comp BTU	Electrical		NEMA Plug	Shipping Weight	List F.O.B. PTC
			Volts	Amps			
RH2-SSE-FS*	48.0	2,700	115	6.0	5-15P	625 Lbs.	\$13,570

Unit supplied with:
Variable Speed Compressor
 Four 4" heavy duty casters (2 with brakes)
 Six epoxy coated shelves
 Three epoxy coated center shelves

55.0 x 33.6 x 82.5"
W x D x H



**Half Height
Stainless Doors**

	Volume (CF)	Nominal Comp BTU	Electrical		NEMA Plug	Shipping Weight	List F.O.B. PTC
			Volts	Amps			
RH2-SSE-HS	48.0	2,700	115	6.0	5-15P	625 Lbs.	\$14,780

Unit supplied with:
Variable Speed Compressor
 Four 4" heavy duty casters (2 with brakes)
 Six epoxy coated shelves
 Three epoxy coated center shelves

55.0 x 33.6 x 82.5"
W x D x H



**Full Height
Glass Doors**

	Volume (CF)	Nominal Comp BTU	Electrical		NEMA Plug	Shipping Weight	List F.O.B. PTC
			Volts	Amps			
RH2-SSE-FG*	48.0	2,700	115	6.0	5-15P	625 Lbs.	\$16,010

Unit supplied with:
Variable Speed Compressor
 Four 4" heavy duty casters (2 with brakes)
 Six epoxy coated shelves
 Three epoxy coated center shelves

PROFESSIONAL SERIES - Refrigerators

55.0 x 33.6 x 82.5"
W x D x H



**Half Height
Glass Doors**

	Volume (CF)	Nominal Comp BTU	Electrical		NEMA Plug	Shipping Weight	List F.O.B. PTC
			Volts	Amps			
RH2-SSE-HG*	48.0	5,450	115	6.0	5-15P	625 Lbs.	\$16,740

Unit supplied with:
Variable Speed Compressor
 Four 4" heavy duty casters (2 with brakes)
 Six epoxy coated shelves
 Three epoxy coated center shelves

82.5 x 33.6 x 82.5"
W x D x H



**Full Height
Stainless Doors**

	Volume (CF)	Nominal Comp BTU	Electrical		NEMA Plug	Shipping Weight	List F.O.B. PTC
			Volts	Amps			
RH3-SSE-FS*	74.0	2,085	115	7.1	5-15P	825 Lbs.	\$19,360

Unit supplied with:
Variable Speed Compressor
 Six 4" heavy duty casters (2 with brakes)
 Nine epoxy coated shelves
 Six epoxy coated center shelves

82.5 x 33.6 x 82.5"
W x D x H



**Half Height
Stainless Doors**

	Volume (CF)	Nominal Comp BTU	Electrical		NEMA Plug	Shipping Weight	List F.O.B. PTC
			Volts	Amps			
RH3-SSE-HS*	74.0	2,085	115	7.1	5-15P	825 Lbs.	\$21,760

Unit supplied with:
Variable Speed Compressor
 Six 4" heavy duty casters (2 with brakes)
 Nine epoxy coated shelves
 Six epoxy coated center shelves

82.5 x 33.6 x 82.5"
W x D x H



**Full Height
Glass Doors**

	Volume (CF)	Nominal Comp BTU	Electrical		NEMA Plug	Shipping Weight	List F.O.B. PTC
			Volts	Amps			
RH3-SSB-FG*	74.0	2,080	115	11.8	5-20P	825 Lbs.	\$21,470

Unit supplied with:
 Six 4" heavy duty casters (2 with brakes)
 Nine epoxy coated shelves
 Six epoxy coated center shelves

82.5 x 33.6 x 82.5"
W x D x H



**Half Height
Glass Doors**

	Volume (CF)	Nominal Comp BTU	Electrical		NEMA Plug	Shipping Weight	List F.O.B. PTC
			Volts	Amps			
RH3-SSB-HG	74.0	2,080	115	14.0	5-20P	825 Lbs.	\$22,560

Unit supplied with:
 Six 4" heavy duty casters (2 with brakes)
 Nine epoxy coated shelves
 Six epoxy coated center shelves

PROFESSIONAL SERIES - Freezers

27.5 x 33.6 x 82.5"

W x D x H



**Full Height
Stainless Door**

	Volume (CF)	Nominal Comp BTU	Electrical		NEMA Plug	Shipping Weight	List F.O.B. PTC
			Volts	Amps			
FH1-SSB	22.3	2,100	115	11.0	5-15P	400 Lbs.	\$11,290

Unit supplied with:
Four 4" heavy duty casters (2 with brakes)
Three epoxy coated shelves

27.5 x 33.6 x 82.5"

W x D x H



**Half Height
Stainless Doors**

	Volume (CF)	Nominal Comp BTU	Electrical		NEMA Plug	Shipping Weight	List F.O.B. PTC
			Volts	Amps			
FH1-SSB-HD	22.3	2,100	115	11.0	5-15P	400 Lbs.	\$12,190

Unit supplied with:
Four 4" heavy duty casters (2 with brakes)
Three epoxy coated shelves

55.0 x 33.6 x 82.5"

W x D x H




**Full Height
Stainless Doors**

	Volume (CF)	Nominal Comp BTU	Electrical		NEMA Plug	Shipping Weight	List F.O.B. PTC
			Volts	Amps			
FH2-SSB	48.0	3,415	115	16.0	5-20P	650 Lbs.	\$15,650

Unit supplied with:
Four 4" heavy duty casters (2 with brakes)
Six epoxy coated shelves
Three epoxy coated center shelves

55.0 x 33.6 x 82.5"

W x D x H



**Half Height
Stainless Door**


	Volume (CF)	Nominal Comp BTU	Electrical		NEMA Plug	Shipping Weight	List F.O.B. PTC
			Volts	Amps			
FH2-SSB-HD	48.0	3,415	115	16.0	5-20P	650 Lbs.	\$16,850

Unit supplied with:
Four 4" heavy duty casters (2 with brakes)
Six epoxy coated shelves
Three epoxy coated center shelves

PROFESSIONAL SERIES DUAL TEMPS - Refrigerators & Freezers

27.5 x 33.6 x 78"

W x D x H



**Half Height
Stainless Doors**

	Volume (CF)	Nominal Comp BTU	Electrical		NEMA Plug	Shipping Weight	List F.O.B. PTC
			Volts	Amps			
RFH1-SSB-HSE	9.1 / 10.5	1,135 / 1,716	115	9.5	5-15P	490 Lbs.	\$15,790

Unit supplied with:
Four 2.8" heavy duty casters (2 with brakes)
Three epoxy coated shelves

PROFESSIONAL SERIES DUAL TEMPS - Refrigerators & Freezers

27.5 x 33.6 x 82.5"
W x D x H




Half Height
Stainless Doors

	Volume (CF)	Nominal Comp BTU	Electrical		NEMA Plug	Shipping Weight	List F.O.B. PTC
			Volts	Amps			
RFH1-SSB-HS	9.1 / 10.5	1,135 / 1,716	115	9.5	5-15P	490 Lbs.	\$15,990

****SPECIAL ORDER** - Please contact your Local Hoshizaki Sales Representative for availability.**

Unit supplied with:
Four 4" heavy duty casters (2 with brakes)
Three epoxy coated shelves

55.0 x 33.6 x 82.5"
W x D x H




Full Height
Stainless Doors

	Volume (CF)	Nominal Comp BTU	Electrical		NEMA Plug	Shipping Weight	List F.O.B. PTC
			Volts	Amps			
RFH2-SSB	22.3 / 22.3	1,490 / 2,671	115	17.0	HW/30amp	650 Lbs.	\$19,660

Unit supplied with:
Four 4" heavy duty casters (2 with brakes)
Six epoxy coated shelves

55.0 x 33.6 x 82.5"
W x D x H




Half Height
Stainless Door

	Volume (CF)	Nominal Comp BTU	Electrical		NEMA Plug	Shipping Weight	List F.O.B. PTC
			Volts	Amps			
RFH2-SSB-HD	22.3 / 22.3	1,490 / 2,671	115	17.0	HW/30amp	750 Lbs.	\$21,410

Unit supplied with:
Four 4" heavy duty casters (2 with brakes)
Six epoxy coated shelves

82.5 x 33.6 x 82.5"
W x D x H



Full Height
Stainless Doors

	Volume (CF)	Nominal Comp BTU	Electrical		NEMA Plug	Shipping Weight	List F.O.B. PTC
			Volts	Amps			
RFH3-SSB	48.0 / 22.3	1,490 / 2,671	115	20.6	HW/30amp	950 Lbs.	\$26,340

Unit supplied with:
Six 4" heavy duty casters (2 with brakes)
Nine epoxy coated shelves
Three epoxy coated center shelves

82.5 x 33.6 x 82.5"
W x D x H



Half Height
Stainless Doors

	Volume (CF)	Nominal Comp BTU	Electrical		NEMA Plug	Shipping Weight	List F.O.B. PTC
			Volts	Amps			
RFH3-SSB-HD	48.0 / 22.3	1,490 / 2,671	115	20.6	HW/30amp	950 Lbs.	\$28,250

Unit supplied with:
Six 4" heavy duty casters (2 with brakes)
Nine epoxy coated shelves
Three epoxy coated center shelves

PROFESSIONAL SERIES PASS THRU - Refrigerators

27.5 x 35.9 x 82.5"
W x D x H



**Full Height Stainless Doors
(Front and Back)**

	Volume (CF)	Nominal Comp BTU	Electrical		NEMA Plug	Shipping Weight	List F.O.B. PTC
			Volts	Amps			
PTR1SSE-FSFS	23.8	3,610	115	12.0	5-15P	475 Lbs.	\$14,580

Unit supplied with:
Variable Speed Compressor
 Four 4" heavy duty casters (2 with brakes)
 Three epoxy coated shelves

27.5 x 35.9 x 82.5"
W x D x H



**Half Height Stainless Doors
(Front and Back)**

	Volume (CF)	Nominal Comp BTU	Electrical		NEMA Plug	Shipping Weight	List F.O.B. PTC
			Volts	Amps			
PTR1SSE-HSHS	23.8	3,610	115	12.0	5-15P	475 Lbs.	\$15,690

Unit supplied with:
Variable Speed Compressor
 Four 4" heavy duty casters (2 with brakes)
 Three epoxy coated shelves

27.5 x 35.9 x 82.5"
W x D x H



**Full Height Glass Doors
(Front and Back)**

	Volume (CF)	Nominal Comp BTU	Electrical		NEMA Plug	Shipping Weight	List F.O.B. PTC
			Volts	Amps			
PTR1SSE-FGFG	23.8	3,610	115	12.0	5-15P	475 Lbs.	\$16,420

Unit supplied with:
Variable Speed Compressor
 Four 4" heavy duty casters (2 with brakes)
 Three epoxy coated shelves

27.5 x 35.9 x 82.5"
W x D x H



**Half Height Glass Doors
(Front and Back)**

	Volume (CF)	Nominal Comp BTU	Electrical		NEMA Plug	Shipping Weight	List F.O.B. PTC
			Volts	Amps			
PTR1SSE-HGHG	23.8	3,610	115	12.0	5-15P	475 Lbs.	\$17,200

Unit supplied with:
Variable Speed Compressor
 Four 4" heavy duty casters (2 with brakes)
 Three epoxy coated shelves

27.5 x 35.9 x 82.5"
W x D x H




**Half Height Glass Doors
(Front)
Half Height Stainless Doors
(Back)**

	Volume (CF)	Nominal Comp BTU	Electrical		NEMA Plug	Shipping Weight	List F.O.B. PTC
			Volts	Amps			
PTR1SSE-HGHS	23.8	3,610	115	12.0	5-15P	475 Lbs.	\$16,290

Unit supplied with:
Variable Speed Compressor
 Four 4" heavy duty casters (2 with brakes)
 Three epoxy coated shelves

PROFESSIONAL SERIES PASS THRU'S - Refrigerators

55.0 x 35.9 x 82.5"
W x D x H



**Full Height
Stainless Doors
(Front and Back)**

	Volume (CF)	Nominal Comp BTU	Electrical		NEMA Plug	Shipping Weight	List F.O.B. PTC
			Volts	Amps			
PTR2SSE-FSFS	51.3	6,226	115	12.0	5-15P	700 Lbs.	\$20,820

Unit supplied with:
Variable Speed Compressor
 Four 4" heavy duty casters (2 with brakes)
 Six epoxy coated shelves
 Three epoxy coated center shelves

55.0 x 35.9 x 82.5"
W x D x H



**Half Height
Stainless Doors
(Front and Back)**

	Volume (CF)	Nominal Comp BTU	Electrical		NEMA Plug	Shipping Weight	List F.O.B. PTC
			Volts	Amps			
PTR2SSE-HSHS	51.3	6,226	115	12.0	5-15P	700 Lbs.	\$22,180

Unit supplied with:
Variable Speed Compressor
 Four 4" heavy duty casters (2 with brakes)
 Six epoxy coated shelves
 Three epoxy coated center shelves

55.0 x 35.9 x 82.5"
W x D x H



**Full Height
Glass Doors
(Front and Back)**

	Volume (CF)	Nominal Comp BTU	Electrical		NEMA Plug	Shipping Weight	List F.O.B. PTC
			Volts	Amps			
PTR2SSB-FGFG	51.3	6,226	115	12.0	5-15P	700 Lbs.	\$24,320

Unit supplied with:
 Four 4" heavy duty casters (2 with brakes)
 Six epoxy coated shelves
 Three epoxy coated center shelves

55.0 x 35.9 x 82.5"
W x D x H




**Half Height
Glass Doors
(Front and Back)**

	Volume (CF)	Nominal Comp BTU	Electrical		NEMA Plug	Shipping Weight	List F.O.B. PTC
			Volts	Amps			
PTR2SSB-HGHG	51.3	6,226	115	12.0	5-15P	700 Lbs.	\$25,610

Unit supplied with:
 Four 4" heavy duty casters (2 with brakes)
 Six epoxy coated shelves
 Three epoxy coated center shelves

PROFESSIONAL SERIES ROLL-INS - Refrigerators

35 x 38.4 x 90.5"
W x D x H




	Volume (CF)	Nominal Comp BTU	Electrical Volts	Amps	NEMA Plug	Shipping Weight	List F.O.B. PTC
RIR1-SSB	37.7	1,490	115	7.0	5-15P	500 Lbs.	\$13,570

Unit supplied with:
4" ramp

**Full Height
Stainless Door**

68 x 38.4* x 90.5"
W x D x H



	Volume (CF)	Nominal Comp BTU	Electrical Volts	Amps	NEMA Plug	Shipping Weight	List F.O.B. PTC
RIR2-SSB	72.66	1,490	115	7.0	5-15P	500 Lbs.	\$19,530

Unit supplied with:
4" ramp

*depth includes 4" ramp

**Full Height
Stainless Door**

PROFESSIONAL SERIES - Hot Food Holding Cabinets

27.5 x 33.6 x 84.5"
W x D x H




	Volume (CF)	Nominal Comp BTU	Electrical Volts	Amps	NEMA Plug	Shipping Weight	List F.O.B. PTC
HH1-SSB-FS	24.9	N/A	115	14.2	5-20P	475 Lbs.	\$11,550

Unit supplied with:
Four 5" heavy duty casters (2 with brakes)
Universal tray slides (13 sets) standard

**Full Height
Stainless Door**

27.5 x 33.6 x 84.5"
W x D x H



	Volume (CF)	Nominal Comp BTU	Electrical Volts	Amps	NEMA Plug	Shipping Weight	List F.O.B. PTC
HH1-SSB-HS	24.9	N/A	115	14.2	5-20P	475 Lbs.	\$11,800

Unit supplied with:
Four 5" heavy duty casters (2 with brakes)
Universal tray slides (13 sets) standard

**Half Height
Stainless Doors**

PROFESSIONAL SERIES UNDERCOUNTER - Refrigerators

40.25 x 32.3 x 33.9"
W x D x H



	Volume (CF)	Nominal Comp BTU	Electrical		NEMA Plug	Shipping Weight	List F.O.B. PTC
			Volts	Amps			
HUR40A	8.5	1,442	115	5.0	5-15P	312 Lbs.	\$6,990

Unit supplied with:
Four 4" heavy duty casters (2 with brakes)
One epoxy coated shelf

Stainless Door

68.0 x 32.3 x 33.9"
W x D x H



	Volume (CF)	Nominal Comp BTU	Electrical		NEMA Plug	Shipping Weight	List F.O.B. PTC
			Volts	Amps			
HUR68A	18.8	1,442	115	5.0	5-15P	435 Lbs.	\$8,970

Unit supplied with:
Four 4" heavy duty casters (2 with brakes)
Two epoxy coated shelves

Stainless Doors

95.8 x 32.3 x 33.9"
W x D x H



	Volume (CF)	Nominal Comp BTU	Electrical		NEMA Plug	Shipping Weight	List F.O.B. PTC
			Volts	Amps			
HUR96A	29.1	2,010	115	6.0	5-15P	558 Lbs.	\$12,820

Unit supplied with:
Six 4" heavy duty casters (3 with brakes)
Three epoxy coated shelves

Stainless Doors

PROFESSIONAL SERIES UNDERCOUNTER - Freezers

40.25 x 32.3 x 33.9"
W x D x H




	Volume (CF)	Nominal Comp BTU	Electrical		NEMA Plug	Shipping Weight	List F.O.B. PTC
			Volts	Amps			
HUF40A	8.5	1,378	115	5.5	5-15P	317 Lbs.	\$8,230

Unit supplied with:
Four 4" heavy duty casters (2 with brakes)
One epoxy coated shelf

Stainless Door

68.0 x 32.3 x 33.9"
W x D x H




	Volume (CF)	Nominal Comp BTU	Electrical		NEMA Plug	Shipping Weight	List F.O.B. PTC
			Volts	Amps			
HUF68A	18.8	2,592	115	10.0	5-15P	442 Lbs.	\$10,600

Unit supplied with:
Four 4" heavy duty casters (2 with brakes)
Two epoxy coated shelves

Stainless Doors

PROFESSIONAL SERIES UNDERCOUNTER with DRAWERS - Refrigerators

40.25 x 32.3 x 33.9"
W x D x H



	Volume (CF)	Nominal Comp BTU	Electrical Volts	Amps	NEMA Plug	Shipping Weight	List F.O.B. PTC
HUR40A-D	8.5	1,442	115	5.0	5-15P	312 Lbs.	\$9,610

Unit supplied with:
Four 4" heavy duty casters (2 with brakes)
Each drawer will accommodate (2) 12" x 20" x 6" DP pans (Pans supplied by others)

Stainless Drawers

68.0 x 32.3 x 33.9"
W x D x H



	Volume (CF)	Nominal Comp BTU	Electrical Volts	Amps	NEMA Plug	Shipping Weight	List F.O.B. PTC
HUR68A-D	18.8	1,442	115	5.0	5-15P	546 Lbs.	\$14,240

Unit supplied with:
Four 4" heavy duty casters (2 with brakes)
Each drawer will accommodate (2) 12" x 20" x 6" DP pans (Pans supplied by others)

Stainless Drawers

95.8 x 32.3 x 33.9"
W x D x H



	Volume (CF)	Nominal Comp BTU	Electrical Volts	Amps	NEMA Plug	Shipping Weight	List F.O.B. PTC
HUR96A-D	29.1	2,010	115	6.0	5-15P	725 Lbs.	\$21,120

Unit supplied with:
Six 4" heavy duty casters (3 with brakes)
Each drawer will accommodate (2) 12" x 20" x 6" DP pans (Pans supplied by others)

Stainless Drawers

PROFESSIONAL SERIES UNDERCOUNTER with DRAWERS - Freezers

40.25 x 32.3 x 33.9"
W x D x H



	Volume (CF)	Nominal Comp BTU	Electrical Volts	Amps	NEMA Plug	Shipping Weight	List F.O.B. PTC
HUF40A-D	8.5	1,378	115	5.5	5-15P	375 Lbs.	\$10,850

Unit supplied with:
Four 4" heavy duty casters (2 with brakes)
Each drawer will accommodate (2) 12" x 20" x 6" DP pans (Pans supplied by others)

Stainless Drawers

68.0 x 32.3 x 33.9"
W x D x H



	Volume (CF)	Nominal Comp BTU	Electrical Volts	Amps	NEMA Plug	Shipping Weight	List F.O.B. PTC
HUF68A-D	18.8	2,104	115	10.0	5-15P	553 Lbs.	\$16,930

Unit supplied with:
Four 4" heavy duty casters (2 with brakes)
Each drawer will accommodate (2) 12" x 20" x 6" DP pans (Pans supplied by others)

Stainless Drawers

PROFESSIONAL SERIES WORKTOP - Refrigerators

40.25 x 32.3 x 39.9"
W x D x H



	Volume (CF)	Nominal Comp BTU	Electrical		NEMA Plug	Shipping Weight	List F.O.B. PTC
			Volts	Amps			
HWR40A	8.5	1,442	115	5.0	5-15P	317 Lbs.	\$7,300

Unit supplied with:
Four 6" heavy duty casters (2 with brakes)
One epoxy coated shelf

Stainless Door

68.0 x 32.3 x 39.9"
W x D x H



	Volume (CF)	Nominal Comp BTU	Electrical		NEMA Plug	Shipping Weight	List F.O.B. PTC
			Volts	Amps			
HWR68A	18.8	1,442	115	5.0	5-15P	443 Lbs.	\$9,410

Unit supplied with:
Four 6" heavy duty casters (2 with brakes)
Two epoxy coated shelves

Stainless Doors

95.8 x 32.3 x 39.9"
W x D x H



	Volume (CF)	Nominal Comp BTU	Electrical		NEMA Plug	Shipping Weight	List F.O.B. PTC
			Volts	Amps			
HWR96A	29.1	2,010	115	6.0	5-15P	561 Lbs.	\$13,720

Unit supplied with:
Six 6" heavy duty casters (3 with brakes)
Three epoxy coated shelves

Stainless Doors

PROFESSIONAL SERIES WORKTOP - Freezers

40.25 x 32.3 x 39.9"
W x D x H



	Volume (CF)	Nominal Comp BTU	Electrical		NEMA Plug	Shipping Weight	List F.O.B. PTC
			Volts	Amps			
HWF40A	8.5	1,378	115	5.5	5-15P	322 Lbs.	\$8,550

Unit supplied with:
Four 6" heavy duty casters (2 with brakes)
One epoxy coated shelf

Stainless Door

68.0 x 32.3 x 39.9"
W x D x H



	Volume (CF)	Nominal Comp BTU	Electrical		NEMA Plug	Shipping Weight	List F.O.B. PTC
			Volts	Amps			
HWF68A	18.8	2,592	115	10.0	5-15P	450 Lbs.	\$11,010

Unit supplied with:
Four 6" heavy duty casters (2 with brakes)
Two epoxy coated shelves

Stainless Doors

PROFESSIONAL SERIES WORKTOP with DRAWERS - Refrigerators

40.25 x 32.3 x 39.9"
W x D x H



	Volume (CF)	Nominal Comp BTU	Electrical		NEMA Plug	Shipping Weight	List F.O.B. PTC
			Volts	Amps			
HWR40A-D	8.5	1,442	115	5.0	5-15P	375 Lbs.	\$9,910

Unit supplied with:
Four 6" heavy duty casters (2 with brakes)
Each drawer will accommodate (2) 12" x 20" x 6" DP pans (Pans supplied by others)

Stainless Drawers

68.0 x 32.3 x 39.9"
W x D x H



	Volume (CF)	Nominal Comp BTU	Electrical		NEMA Plug	Shipping Weight	List F.O.B. PTC
			Volts	Amps			
HWR68A-D	18.8	1,442	115	5.0	5-15P	554 Lbs.	\$14,670

Unit supplied with:
Four 6" heavy duty casters (2 with brakes)
Each drawer will accommodate (2) 12" x 20" x 6" DP pans (Pans supplied by others)

Stainless Drawers

95.8 x 32.3 x 39.9"
W x D x H



	Volume (CF)	Nominal Comp BTU	Electrical		NEMA Plug	Shipping Weight	List F.O.B. PTC
			Volts	Amps			
HWR96A-D	29.1	2,010	115	6.0	5-15P	734 Lbs.	\$22,060

Unit supplied with:
Six 6" heavy duty casters (3 with brakes)
Each drawer will accommodate (2) 12" x 20" x 6" DP pans (Pans supplied by others)

Stainless Drawers

PROFESSIONAL SERIES WORKTOP with DRAWERS - Freezers

40.25 x 32.3 x 39.9"
W x D x H



	Volume (CF)	Nominal Comp BTU	Electrical		NEMA Plug	Shipping Weight	List F.O.B. PTC
			Volts	Amps			
HWF40A-D	8.5	1,378	115	5.5	5-15P	380 Lbs.	\$11,170

Unit supplied with:
Four 6" heavy duty casters (2 with brakes)
Each drawer will accommodate (2) 12" x 20" x 6" DP pans (Pans supplied by others)

Stainless Drawers

68.0 x 32.3 x 39.9"
W x D x H



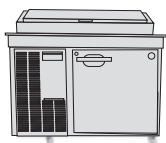
	Volume (CF)	Nominal Comp BTU	Electrical		NEMA Plug	Shipping Weight	List F.O.B. PTC
			Volts	Amps			
HWF68A-D	18.8	2,592	115	10.0	5-15P	561 Lbs.	\$17,310

Unit supplied with:
Four 6" heavy duty casters (2 with brakes)
Each drawer will accommodate (2) 12" x 20" x 6" DP pans (Pans supplied by others)

Stainless Drawers

PROFESSIONAL SERIES PREP TABLE - Refrigerators

46 x 32.3 x 44.8"
W x D x H



Stainless Door

	Volume (CF)	Nominal Comp BTU	Electrical		NEMA Plug	Shipping Weight	List F.O.B. PTC
			Volts	Amps			
HPR46A	8.5	4,391	115	7.6	5-15P	373 Lbs.	\$12,030

Unit supplied with:
Four 4" heavy duty casters (2 with brakes)
One epoxy coated shelf
Rail will accommodate (12) 1/6th size pans 6" deep (Pans and adapter bars supplied by others)

HS-4010 - 46" x 16" x 1/2" Cutting Board \$330
HS-4009 - 12" Rail Adapter Bar \$20

72 x 32.3 x 44.8"
W x D x H



Stainless Doors


	Volume (CF)	Nominal Comp BTU	Electrical		NEMA Plug	Shipping Weight	List F.O.B. PTC
			Volts	Amps			
HPR72A	18.8	4,391	115	12.8	5-20P	585 Lbs.	\$13,740

Unit supplied with:
Four 4" heavy duty casters (2 with brakes)
Two epoxy coated shelves
Rail will accommodate (18) 1/6th size pans 6" deep (Pans and adapter bars supplied by others)

HS-4011 - 72" x 16" x 1/2" Cutting Board \$420
HS-4009 - 12" Rail Adapter Bar \$20

PROFESSIONAL SERIES PREP TABLE with DRAWERS - Refrigerators

46 x 32.3 x 44.8"
W x D x H



Stainless Drawers

	Volume (CF)	Nominal Comp BTU	Electrical		NEMA Plug	Shipping Weight	List F.O.B. PTC
			Volts	Amps			
HPR46A -D	8.5	4,391	115	7.6	5-15P	373 Lbs.	\$14,780

Unit supplied with:
Four 4" heavy duty casters (2 with brakes)
Rail will accommodate (12) 1/6th size pans 6" deep (Pans and adapter bars supplied by others)
Each drawer will accommodate (2) 12" x 20" x 6" deep pans (Pans supplied by others)

HS-4010 - 46" x 16" x 1/2" Cutting Board \$330
HS-4009 - 12" Rail Adapter Bar \$20
HS-4007 - Drawer Assembly Divider Bars accommodates 1/3rd and 1/6th Size Pans \$25

72 x 32.3 x 44.8"
W x D x H



Stainless Drawers

	Volume (CF)	Nominal Comp BTU	Electrical		NEMA Plug	Shipping Weight	List F.O.B. PTC
			Volts	Amps			
HPR72A-D	18.8	4,391	115	13.6	5-20P	585 Lbs.	\$18,460

Unit supplied with:
Four 4" heavy duty casters (2 with brakes)
Rail will accommodate (18) 1/6th size pans 6" deep (Pans and adapter bars supplied by others)
Each drawer will accommodate (2) 12" x 20" x 6" deep pans (Pans supplied by others)

HS-4011 - 72" x 16" x 1/2" Cutting Board \$420
HS-4009 - 12" Rail Adapter Bar \$20
HS-4007 - Drawer Assembly Divider Bars accommodates 1/3rd and 1/6th Size Pans \$25

REACH-IN ACCESSORIES



Professional Series Casters & Legs

(HS-3546) 4" Casters - Set of four, two with brakes	\$330
(HS-3547) 4" Casters - Set of six, three with brakes* * (3 section SSB Reach-Ins only)	\$510
(HS-3511) 6" Legs - Set of two (3 Section Uprights)	\$110
(HS-3512) 6" Legs - Set of four (1/2/3 Section Uprights)	\$190
(HS-3712) 2.8" Casters - Set of four, two with brakes (1 & 2 Section Undercounters)	\$290
(HS-3713) 2.8" Casters - Set of six, three with brakes (3 Section Undercounters)	\$330
(HS-3719) 6" Casters - Set of four, two with brakes (1 & 2 Section Undercounters)	\$290
(HS-3720) 6" Casters - Set of six, three with brakes (3 Section Undercounters)	\$340

Commercial Series Casters & Legs

(HS-3714) 6" Legs - Set of four (1 & 2 Section Uprights)	\$170
(HS-3715) 6" Legs - Set of six (3 Section Uprights)	\$230
(HS-5035) 4" Casters - Set of four, two with brakes (1,2&3 Section Horizontal Units)	\$90
(HS-5036) 6" Casters - Set of four, two with brakes (1,2&3 Section Horizontal Units)	\$120
(HS-5037) 2.25" Casters - Set of four, two with brakes (1&2 Section Undercounters) <i>Castors for ADA Compliant dimensions</i>	\$95
(HS-5066) 6" Legs - Set of four (Undercounters)	\$130



Professional Series Foot Pedals

(HS-3513) One Door Foot Pedal	\$240
(HS-3514) Two Door Foot Pedal	\$430

Commercial Series Foot Pedals

(HS-3721) One Door Foot Pedal - Left Hand Hinge	\$240
(HS-3722) One Door Foot Pedal - Right Hand Hinge	\$240
(HS-3723) Two Door Foot Pedal	\$420

Professional Series Door Reversal Kit

(HS-3527) Door Reversal Kit - Full Door (Right to Left)	\$220
(HS-3528) Door Reversal Kit - Full Door (Left to Right)	\$220
(HS-3529) Door Reversal Kit - Half Door (Right to Left)	\$270
(HS-3530) Door Reversal Kit - Half Door (Left to Right)	\$270

*Commercial Series Door Reversal Kit

(HS-3725) Door Reversal Kit - Full and Half Stainless Steel Door (Right to Left)	\$90
(HS-3726) Door Reversal Kit - Full and Half Stainless Steel Door (Left to Right)	\$90
(HS-5045) Door Reversal Kit - Full Glass Door (Right to Left; FG Models)	\$320
(HS-5046) Door Reversal Kit - Full Glass Door (Left to Right; FG Models)	\$320
(HS-5122) Door Reversal Kit - Full Glass Door (Right to Left; FGY Models)	\$450
(HS-5123) Door Reversal Kit - Full Glass Door (Left to Right; FGY Models)	\$450

*Please visit: <http://www.hoshizakiamerica.com/TechSupport/ServiceBulletins/docs/SB10-0010R1.pdf>
for appropriate Door Reversal Kit

REACH-IN ACCESSORIES

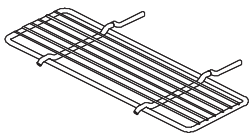


Professional Series Full Shelves and Tray / Pan Rack Slides

(HS-3507) Epoxy Shelf	\$90
(HS-3502) Stainless Steel Shelf	\$280
(HS-3551) Epoxy Shelf (For all Pass Thru units)	\$180
(HS-3553) Stainless Steel Shelf (PTRX-SSB Pass Thru)	\$310
(HS-3561) Epoxy Shelf (2 or 3 Section Undercounter, Worktop and Raised Rail Prep Tables)	\$150
(HS-3563) Epoxy Shelf (1 Section Undercounter, Worktop and Raised Rail Prep Tables)	\$150
(HS-3559) Tray / Pan Rack Slides - Accommodates (7) 18" x 26" Pans (Undercounters, Work Tops and Prep Tables)	\$550

Commercial Series Full Shelves

(HS-5052) Industrial Strength Epoxy Shelf (1 & 3 Section Uprights)	\$95
(HS-5053) Industrial Strength Epoxy Shelf, 3 each (1 & 3 Section Uprights)	\$170
(HS-5054) Industrial Strength Stainless Steel Shelf (1 & 3 Section Uprights)	\$250
(HS-5047) Industrial Strength Epoxy Shelf (2 & 3 Section Uprights)	\$110
(HS-5048) Industrial Strength Epoxy Shelf, 3 each (2 & 3 Section Uprights)	\$240
(HS-5049) Industrial Strength Stainless Steel Shelf (2 & 3 Section Uprights)	\$270
(HS-3502) Stainless Steel Shelf (1 Section Upright)	\$280
(HS-5116) Stainless Steel Shelf (All 27" and 72" Undercounters, Worktops and Prep Tables)	\$180
(HS-5058) Epoxy Shelf (All 27" and 72" Undercounters, Worktops and Prep Tables)	\$55
(HS-5059) Epoxy Shelf (All 48" Undercounters, Worktops and Prep Tables)	\$65
(HS-5108) Epoxy Shelf (All 60" Undercounters, Worktops and Prep Tables)	\$90



Center Shelves

(HS-3509) Epoxy Center Shelf (Professional Series SSB / SSE only)	\$130
(HS-3504) Stainless Steel Center Shelf (Professional Series SSB / SSE only)	\$390

Tray / Pan Slides

(16) Sets on 3" Centers per section is the recommended maximum capacity for Professional and Commercial Uprights. Units can hold as many as (24) sets on 2" Centers per section.



(HS-3557) Stainless Steel Bottom Support Universal Pan Slides (1 Pair)* (Professional or Commercial Series Uprights)	\$150
(HS-3558) Stainless Steel Bottom Support Universal Pan Slides (4 Pairs)* (Professional or Commercial Series Uprights)	\$490
(HS-5027) Pan Slide Shelf Supports (2 Section Commercial Series, one Required per section)	\$120

*Tray / Pan slides accommodate:

(1) **Baker Pan:** Width - 17^{7/8"} to 18" X or (2) **Hotel Pans:** Width - 12^{7/8"} to 13" X
Length - 25^{3/4"} to 26^{7/8"} Length - 20^{3/4"} to 20^{7/8"}

Professional Series Security Components

(HS-3531) Padlock Hasp for 2 Section Uprights	\$420
(HS-3543) Padlock Hasp for 1 Section, Hinged Left	\$280
(HS-3544) Padlock Hasp for 1 Section, Hinged Right	\$280

Commercial Series Air Filters

(HS-5007) Air Filter (1 Section)	\$55
(HS-5008) Air Filter (2 Section)	\$55
(HS-5009) Air Filter (3 Section)	\$80

REACH-IN ACCESSORIES

Miscellaneous Accessories - Professional Series Prep Table

(HS-4009) 12" Rail Adapter Bar	\$20
(HS-4007) Drawer Assembly Divider Bars (Accommodates 1/3rd and 1/6th Size Pans)	\$25
(HS-4010) 46" x 16" x 1/2" Cutting Board for Prep Table	\$330
(HS-4011) 72" x 16" x 1/2" Cutting Board for Prep Table	\$420

Miscellaneous Accessories - Professional Series Undercounter

(HS-3706)** Stainless Steel Back - 40" Long	\$460
(HS-3707)** Stainless Steel Back - 68" Long	\$570
(HS-3708)** Stainless Steel Back - 96" Long	\$690

****SPECIAL ORDER** - Please contact your Local Hoshizaki Sales Representative for availability.**

Miscellaneous Accessories - Professional Series Worktop

(HS-3709)** Stainless Steel Back - 40" Long	\$480
(HS-3710)** Stainless Steel Back - 68" Long	\$600
(HS-3711)** Stainless Steel Back - 96" Long	\$710

****SPECIAL ORDER** - Please contact your Local Hoshizaki Sales Representative for availability.**

Miscellaneous Accessories - Professional Series Undercounter & Worktop

(HS-4511)** Double Sided Bull Nose Top - 40" Long	\$440
(HS-4512)** Double Sided Bull Nose Top - 68" Long	\$550
(HS-4513)** Double Sided Bull Nose Top - 96" Long	\$710

****SPECIAL ORDER** - Please contact your Local Hoshizaki Sales Representative for availability.**

Miscellaneous Accessories - Professional Series Uprights

(HS-3575) Remote Monitoring Control Board (for NAFEM Data Protocol - Installed at the factory - Special Order)	\$1,350
---	---------

Miscellaneous Accessories - Commercial Series Undercounters

(HS-5112) Stacking Kit - CRMR27 & CRMF27	\$350
--	-------

Miscellaneous Accessories - Commercial Series Sandwich Top & Mega Top

(HS-5067) Mega Top Rail Adapter Bar - 20" x 1.0" (Front to Back)	\$20
(HS-5068) Sandwich Top Rail Adapter Bar - 13.7" x 1.0" (Left to Right)	\$20
(HS-5069) Sandwich Top Rail Adapter Bar - 12.6" x 1.0" (Front to Back)	\$20
(HS-5070) Stainless Steel Lift-Off Cover - 12 pan Mega Top opening	\$250
(HS-5071) Stainless Steel Lift-Off Cover - 18 pan Mega Top opening	\$250
(HS-5072) Stainless Steel Lift-Off Cover - CRMR27-8	\$250
(HS-5073) Stainless Steel Lift-Off Cover - CRMR48-8	\$250
(HS-5074) Stainless Steel Lift-Off Cover - 12 pan Sandwich Top opening	\$250
(HS-5106) Stainless Steel Lift-Off Cover - CRMR60-16, CRMR72-16	\$310
(HS-5107) Stainless Steel Lift-Off Cover - CRMR72-18	\$310
(HS-5075) Stainless Back - 27" Horizontal Models (Factory Installed Only)	\$330
(HS-5076) Stainless Back - 48" Horizontal Models (Factory Installed Only)	\$430
(HS-5085) Stainless Back - 60" Horizontal Models (Factory Installed Only)	\$490
(HS-5086) Stainless Back - 72" Horizontal Models (Factory Installed Only)	\$560



Hoshizaki America, Inc.

618 Highway 74, South
Peachtree City, GA 30269

Tel: (800) 438-6087 | (770) 487-2331
Fax: (800) 345-1325 | (770) 487-1325
Service Number: (800) 233-1940



“A Superior Degree of Reliability”

www.hoshizakiamerica.com



Item #11500 | 10/27/2014