


ICE MACHINES



ICE DISPENSERS



ICE STORAGE



2016

ICE EQUIPMENT PRICE GUIDE

EFFECTIVE: February 1, 2016



“A SUPERIOR DEGREE OF RELIABILITY”

hoshizakiamerica.com





TABLE OF CONTENTS

ICE MACHINE MODEL CODE & USAGE GUIDE	3
TYPES OF ICE	4
CUBER SERIES	5
Undercounter Cubers with Built-In Bins	6-7
KM Crescent Cubers	8-16
KM Crescent Cubers - Serenity Series	17-18
IM Square Cubers	19
FLAKER / CUBELET SERIES	20
Undercounter Flakers with Built-In Bins	20-21
Flakers	21-22
Undercounter Cubelet Ice Machines with Built-In Bins	23
Cubelet Ice Machines	23-25
Cubelets - Serenity Series	26
DISPENSER SERIES	27
DCM Series	27-28
DCM Opti-Serve™ Series	28-29
DB Series	30
DKM Serenity Series	31
DM Series	31
ICE STORAGE BINS	32-33
DISPENSER STANDS	34
HCD ICE BAGGING SYSTEM	34
TOP KIT MATRIX	35
REMOTE CONDENSER SERIES	36-38
WATER FILTRATION	39

Terms and Conditions
Specifications are subject to change without notice.
All rights reserved by Hoshizaki America, Inc.

CORPORATE VISION

Hoshizaki is a name synonymous with quality, innovation and reliability. These values exist through the vision of our leadership and focus on our teamwork... developing quality relationships with our employees, suppliers, distributors, dealers, designers, and service providers. Together, we positively impact the users of our products and the communities in which we live.



CORPORATE LOCATIONS

Hoshizaki America, Inc., with corporate headquarters in Peachtree City, Georgia, and a second manufacturing facility in Griffin, Georgia, operates some of the most automated production facilities in the industry. Using state-of-the-art technology, every Hoshizaki unit is run-tested at the factory, and undergoes rigorous quality performance tests. Hoshizaki America offers advanced seminars at our headquarters and basic training programs which are scheduled across the country for both service representatives and customers.

Griffin, GA



Peachtree City, GA

DID YOU KNOW?

- **HOSHIZAKI** is the world's largest manufacturer of commercial ice equipment, employing over 10,000 people.
- **HOSHIZAKI** is the world's largest manufacturer of commercial refrigerated food service equipment with sales of over \$2 billion serving customers in 75 nations.
- **HOSHIZAKI** operates plants worldwide including two in the USA, three in Japan, one in England, China, Australia and Mexico.
- **HOSHIZAKI** operates sales offices worldwide with distribution throughout 75 nations.
- 47 of the top 50 U.S. food service chains specify and use **HOSHIZAKI** products.
- In expansion to a full-service kitchen equipment company, **HOSHIZAKI** acquired Lancer Corporation in 2006, GRAM Commercial A/S in 2008, both Jackson and Macom in 2013.
- **HOSHIZAKI** is certified in ISO-9001, ISO-14001 and OSHAS-18001:2007 - being the first and only food service equipment manufacturer to achieve ISO-14001.
- In 2015, **HOSHIZAKI** was awarded "Partner Of The Year - Sustained Excellence" by Energy Star.



EFFECTIVE: February 1, 2016
Supersedes all previous price lists

TERMS and CONDITIONS

Prices are F.O.B. Factory. All prices and specifications are subject to change without notice. Hoshizaki reserves the right to determine point of shipment.

TERMS: Terms are such as the Company may extend to the purchaser.

LOST OR DAMAGED SHIPMENTS: Whenever seller shall deliver or cause to be delivered to a common carrier any goods ordered by consignee, whether the particular common carrier shall have been designated in the shipping instructions of the consignee or not, seller shall not be responsible for any delays or damage in shipment and the common carrier to which seller shall deliver goods shipped to the consignee is hereby declared to the agent of the consignee. Therefore it is the responsibility of the consignee to file claim with the carrier for lost or damaged shipments.

WARRANTY

All units to be free from manufacturing defects, covered by:

KM Series Cubers / IM Series Cubers / DKM Ice Machine & Dispenser and DB Hotel / Motel Dispensers

3-Year - Parts & Labor on entire machine

5-Year - Parts & Labor on Evaporator, Parts on Compressor, Air-Cooled Condenser Coil

AM-50 Series Cubers & C-101 Flakers

2-Year - Parts & Labor on entire machine

Flakers and Cubelet Ice Machines, DCM Ice & Water Dispensers

3-Year - Parts & Labor on entire machine. (Serial numbers VxxxxxJ and after)

5-Year - Parts on Compressor, Air-Cooled Condenser Coil

Bins, DM Ice & Water Dispensers

2-Year - Parts & Labor on Slope Front Bins (Production prior to January 2012) & DM Dispenser

3-Year - Parts & Labor on Slope Front Bins (January 2012 production and after)

5-Year - Parts & Labor on Large Upright Bin Models

Accessories

90 Day - Parts only

1-Year - HS-5061 Drain Pump (Beckett Brand) - Parts & Labor

Warranty

Warranty valid in United States, Canada, Puerto Rico, & U.S. Territories only. Contact Factory for warranty in other countries.

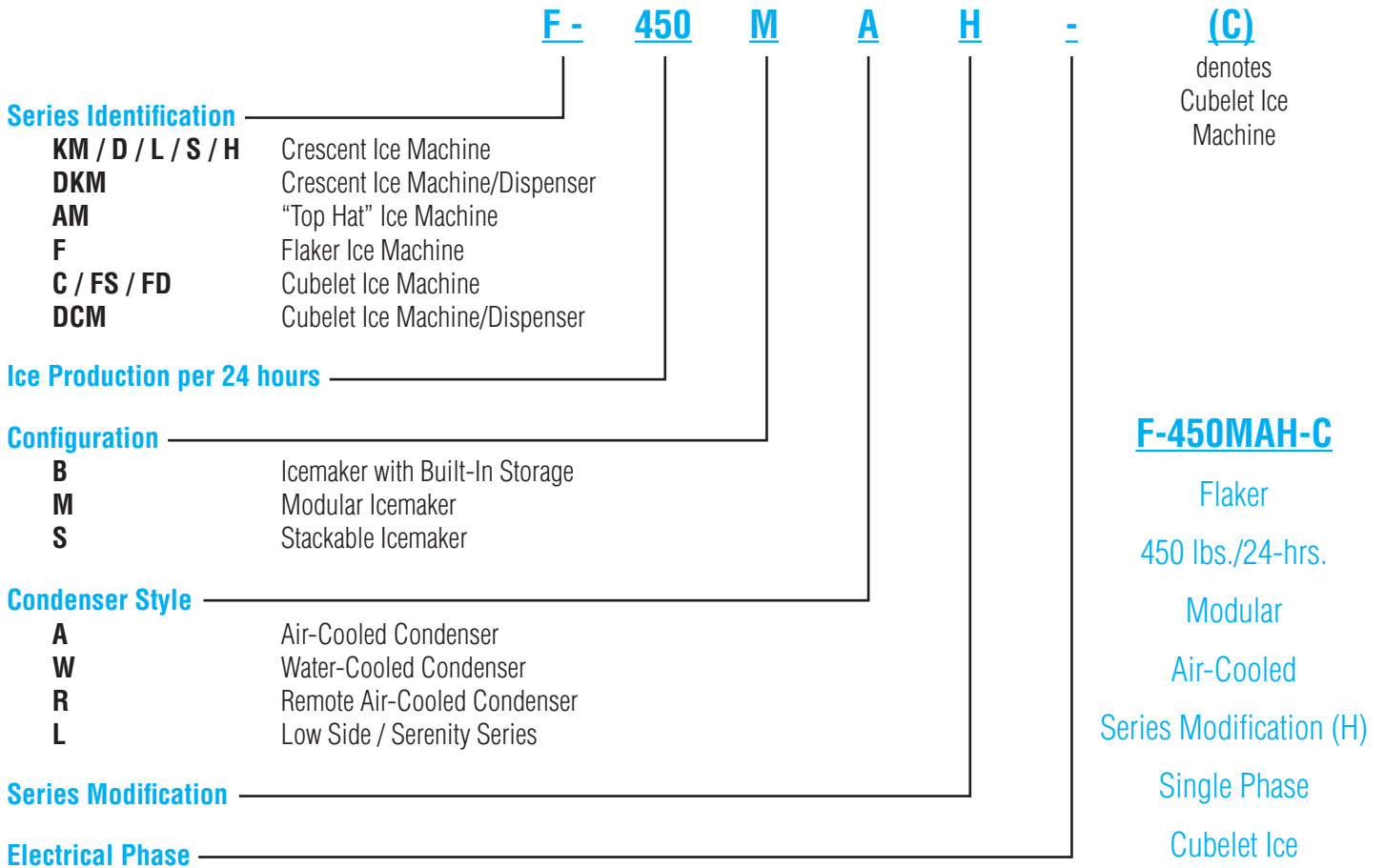
Refer to manufacturer's full warranty for complete details. Suggested List Prices are intended only as a guide.

This does not restrict the price seller may establish due to market conditions.

AGENCY LISTINGS and MARKS



ICE MACHINE MODEL NUMBER IDENTIFICATION CODE



CUBER ICE USAGE GUIDE

Establishment	Approximate Daily Usage
Restaurant	1.5 lbs. ice per seat
Cocktail Lounge	3.0 lbs. ice per seat
Lodging	
Food Service	1.5 lbs. ice per seat
Banquet Service	1.0 lbs. ice per seat
Guest Ice	5.0 lbs. ice per room
Beverage Service	5.0 oz. ice per 7-10 oz. cup
Convenience Store	8.0 oz. ice per 12-16 oz. cup
Fast Food	10.0 oz. ice per 20-32 oz. cup
Salad Bar/Seafood Display	30 lbs. ice per cubic feet



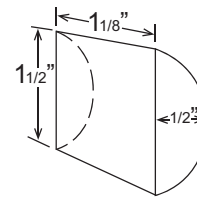
TYPES OF ICE



Crescent Cube - Individual, hard, clear, crescent shape

Ice Equipment Models:

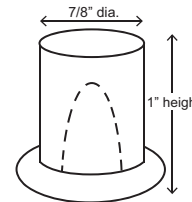
- KM KMD
- KML KMS
- KMH DKM models



"Top Hat" Cube - Individual, hard, clear, round shape

Ice Equipment Models:

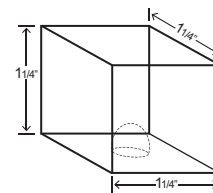
- AM models



Square Cube - Individual, hard, clear, square shape

Ice Equipment Models:

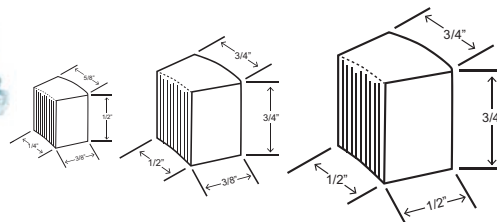
- IM models



Cubelet - Chewable, soft, light, small pellet shape

Ice Equipment Models:

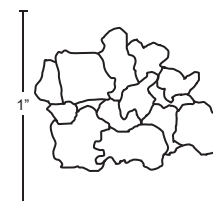
- C FS-C
- FD-C DCM models
- F-C



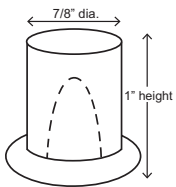
Flaked - Soft, light, chewable, various shapes

Ice Equipment Models:

- F models



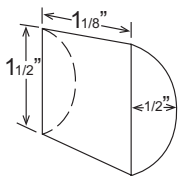
Features & Benefits of the AM Cuber





- Attractive stainless steel finish
- Individual top-hat style cubes eliminates clumping and allow for easy filling of glass
- **AM Series Cubers** were designed with fewer moving parts, which contribute to its long life and dependability
- Compact size (less than 34 inches), undercounter design, swing style reversible door, and UL approval for outdoor use of the AM-50BAE expand the possibilities where this machine can be installed
- Front in and front out airflow allows unit to be built into cabinetry without additional ventilation
- Ice making compartment can be easily disassembled for cleaning
- Door system is designed to accommodate custom cabinetry
- ADA Compliant



Features & Benefits of the KM Cuber



- The **KM Cuber Series** features an attractive stainless steel finish with the simplest ice making system in the industry
- The exclusive dual-sided stainless steel evaporator has oval-shaped copper refrigerant tubing for the most efficient heat exchange
- Hoshizaki's evaporator design freezes the purest water, washing most of the minerals and impurities down the drain; resulting in individual crystal clear crescent cubes
- Not affected by caustic water, therefore no plating to peel or flake and no plastic to crack
- Fewer moving parts and cycles means dependability, longer machine life and energy savings
- CycleSaver™ design allows production of the same amount of ice in half the cycles of other ice machines
- EverCheck™ control board sounds an audible warning when service is needed
- Contains H-GUARD Plus Antimicrobial Agent



- Sealed, Insulated Evaporator Compartment
- Dry Electrical and Compressor Compartment
- Insulated Ice Drop Compartment
- Dry Pump Compartment

Compartmentalized Design



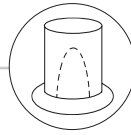
CUBER SERIES

UNDERCOUNTER CUBERS with BUILT-IN BINS



-DS shown with Custom Cabinetry

AM-50BAE SERIES



Dimensions: 14 7/8" W X 22 5/8" D X 33 1/2" H

The ADA compliant machine dimensions are 14 7/8" width x 22 5/8" depth x 31 1/2" height



UL approved for outdoor use

Self-Contained Bin Storage Capacity Up to 22 Lbs.

Model Number	Condenser	Lbs. of Ice per 24 hours 90° A / 70° W	Lbs. of Ice per 24 hours 70° A / 50° W	Electrical	kWh per 100 Lbs.	Shipping Weight	List F.O.B. Griffin
AM-50BAE	Air-Cooled	N/A	55	115V/60/1	9.9	115 Lbs.	\$3,370
AM-50BAE-DS†	Air-Cooled	N/A	55	115V/60/1	9.9	115 Lbs.	\$3,570
AM-50BAE-AD*	Air-Cooled	N/A	55	115V/60/1	9.9	115 Lbs.	\$3,570
AM-50BAE-ADDS**	Air-Cooled	N/A	55	115V/60/1	9.9	115 Lbs.	\$3,670

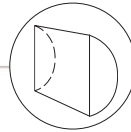
*-DS Models - Wood Door System (Designed to accommodate custom cabinetry)

- HS-0229 DS Door Reversal Part (*Order as a Service Part*)
- HS-5061 Drain Pump (Beckett Brand) 1 Year Warranty - Parts & labor (*Order as Accessory*) \$560
- HS-0182 Side Trim Kit \$220
- HS-2133 2" Top Spacer Kit available \$160
- H9320-51 Recommended Water Filtration - Single Configuration \$330



KM-61BAH

ENERGY STAR qualified



Dimensions: 17 3/4" W X 24 1/4" D X 39" H

(*6" Legs Included)

Self-Contained Bin Storage Capacity Up to 38 Lbs.

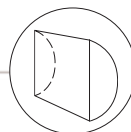
Model Number	Condenser	Lbs. of Ice per 24 hours 90° A / 70° W	Lbs. of Ice per 24 hours 70° A / 50° W	Electrical	kWh per 100 Lbs.	Shipping Weight	List F.O.B. Griffin
KM-61BAH	Air-Cooled	50	71	115V/60/1	10.6	117 Lbs.	\$3,000

- HS-5061 Drain Pump (Beckett Brand) 1 Year Warranty - Parts & labor (*Order as Accessory*) \$560
- H9320-51 Recommended Water Filtration - Single Configuration \$330



KM-101BAH

ENERGY STAR qualified



Dimensions: 23 3/4" W X 24 1/4" D X 39" H

(*6" Legs Included)

Self-Contained Bin Storage Capacity Up to 53 Lbs.

Model Number	Condenser	Lbs. of Ice per 24 hours 90° A / 70° W	Lbs. of Ice per 24 hours 70° A / 50° W	Electrical	kWh per 100 Lbs.	Shipping Weight	List F.O.B. Griffin
KM-101BAH	Air-Cooled	88	115	115V/60/1	9.4	143 Lbs.	\$3,450

- HS-5061 Drain Pump (Beckett Brand) 1 Year Warranty - Parts & labor (*Order as Accessory*) \$560
- H9320-51 Recommended Water Filtration - Single Configuration \$330

UNDERCOUNTER CUBERS with BUILT-IN BINS

CUBER SERIES

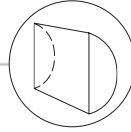


KM-151B_H

ENERGY STAR qualified



Rated in accordance with AHRI Standard 810



Dimensions: 23 3/4"W X 28 1/4"D X 39"H
(*6" Legs Included)

Self-Contained Bin Storage Capacity Up to 78 Lbs.

Model Number	Condenser	Lbs. of Ice per 24 hours 90° A / 70° W	Lbs. of Ice per 24 hours 70° A / 50° W	Electrical	kWh per 100 Lbs.	Shipping Weight	List F.O.B. Griffin
KM-151BAH*	Air-Cooled	121	146	115V/60/1	8.4	156 Lbs.	\$3,800
KM-151BWH	Air-Cooled	130	146	115V/60/1	7.3	156 Lbs.	\$3,800

H9320-51 Recommended Water Filtration - Single Configuration

\$330

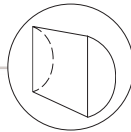


KM-201B_H

*KM-201BAH is ENERGY STAR qualified



Rated in accordance with AHRI Standard 810



Dimensions: 24"W X 28"D X 39"H
(*6" Legs Included)

Self-Contained Bin Storage Capacity Up to 80 Lbs.

Model Number	Condenser	Lbs. of Ice per 24 hours 90° A / 70° W	Lbs. of Ice per 24 hours 70° A / 50° W	Electrical	kWh per 100 Lbs.	Shipping Weight	List F.O.B. Griffin
KM-201BAH**	Air-Cooled	165	201	115V/60/1	7.5	165 Lbs.	\$4,200
KM-201BWH*	Water-Cooled	181	215	115V/60/1	6.17	165 Lbs.	\$4,200

*KM-201B - Ice bin opening is ADA compliant

H9320-51 Recommended Water Filtration - Single Configuration

\$330

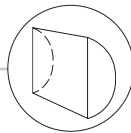


KM-260B_H

*KM-201BAH is ENERGY STAR qualified



Rated in accordance with AHRI Standard 810



Dimensions: 30"W X 28"D X 39"H
(*6" Legs Included)

Self-Contained Bin Storage Capacity Up to 100 Lbs.

Model Number	Condenser	Lbs. of Ice per 24 hours 90° A / 70° W	Lbs. of Ice per 24 hours 70° A / 50° W	Electrical	kWh per 100 Lbs.	Shipping Weight	List F.O.B. Griffin
KM-260BAH**	Air-Cooled	200	263	115V/60/1	7.6	204 Lbs.	\$4,730
KM-260BWH*	Water-Cooled	237	268	115V/60/1	6.4	204 Lbs.	\$4,730

*KM-260B - Ice bin opening is ADA compliant

H9320-51 Recommended Water Filtration - Single Configuration

\$330

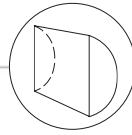


CUBER SERIES

KM CRESCENT CUBERS



KML-250M_H




Dimensions: 30"W X 27^{3/8}"D X 22"H
(ice machine dimensions only)

Dimensions shown include Bins. See TOP KIT MATRIX (pg 35) for topkit options based on bin size.



Rated in accordance with AHRI Standard 810



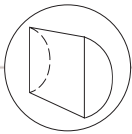
Model Number	Condenser	Lbs. of Ice per 24 hours 90°A / 70°W	Lbs. of Ice per 24 hours 70°A / 50°W	Electrical	kWh per 100 Lbs.	Shipping Weight	List F.O.B. Griffin
KML-250MAH	Air-Cooled	238	307	115V/60/1	8.2	185 Lbs.	\$4,490
KML-250MWH	Water-Cooled	284	314	115V/60/1	5.9	185 Lbs.	\$4,490

H9320-51 Recommended Water Filtration - Single Configuration

\$330



KM-340M_H

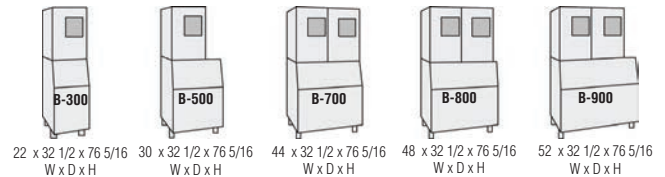


Dimensions: 22"W X 27^{3/8}"D X 30^{5/16}"H
(ice machine dimensions only)

Dimensions shown include Bins. See TOP KIT MATRIX (pg 35) for topkit options based on bin size.



Rated in accordance with AHRI Standard 810



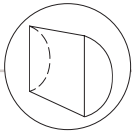
Model Number	Condenser	Lbs. of Ice per 24 hours 90°A / 70°W	Lbs. of Ice per 24 hours 70°A / 50°W	Electrical	kWh per 100 Lbs.	Shipping Weight	List F.O.B. Griffin
KM-340MAH	Air-Cooled	246	310	115V/60/1	7.5	153 Lbs.	\$4,700
KM-340MWH	Water-Cooled	318	351	115V/60/1	5.2	153 Lbs.	\$4,700

H9320-51 Recommended Water Filtration - Single Configuration

\$330



KML-351M_H

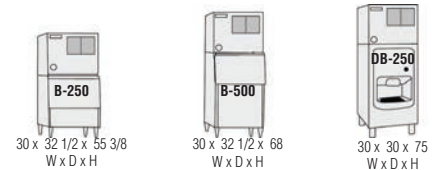


Dimensions: 30"W X 27^{3/8}"D X 22"H
(ice machine dimensions only)

Dimensions shown include Bins. See TOP KIT MATRIX (pg 35) for topkit options based on bin size.



Rated in accordance with AHRI Standard 810



Model Number	Condenser	Lbs. of Ice per 24 hours 90°A / 70°W	Lbs. of Ice per 24 hours 70°A / 50°W	Electrical	kWh per 100 Lbs.	Shipping Weight	List F.O.B. Griffin
KML-351MAH	Air-Cooled	282	333	115V/60/1	6.4	185 Lbs.	\$4,850
KML-351MWH	Water-Cooled	307	349	115V/60/1	5.41	185 Lbs.	\$4,850

H9320-51 Recommended Water Filtration - Single Configuration

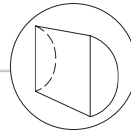
\$330

KM CRESCENT CUBERS

CUBER SERIES



KMD-410M_H

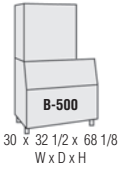


Dimensions: 22"W X 24"D X 24"H
(ice machine dimensions only)

Dimensions shown include Bins. See TOP KIT MATRIX (pg 35) for topkit options based on bin size.



Rated in accordance with AHRI Standard 810



Model Number	Condenser	Lbs. of Ice per 24 hours 90°A / 70°W	Lbs. of Ice per 24 hours 70°A / 50°W	Electrical	kWh per 100 Lbs.	Shipping Weight	List F.O.B. Griffin
KMD-410MAH	Air-Cooled	324	415	115-120V/60/1*	5.8	161 Lbs.	\$4,830
KMD-410MWH	Water-Cooled	382	440	115-120V/60/1*	4.3	163 Lbs.	\$4,830

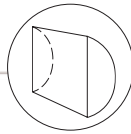
*3 wire with neutral for 115V.

H9320-51 Recommended Water Filtration - Single Configuration

\$330



KML-451M_H

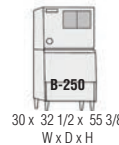


Dimensions: 30"W X 27 3/8"D X 22"H
(ice machine dimensions only)

Dimensions shown include Bins. See TOP KIT MATRIX (pg 35) for topkit options based on bin size.



Rated in accordance with AHRI Standard 810



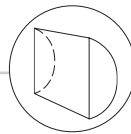
Model Number	Condenser	Lbs. of Ice per 24 hours 90°A / 70°W	Lbs. of Ice per 24 hours 70°A / 50°W	Electrical	kWh per 100 Lbs.	Shipping Weight	List F.O.B. Griffin
KML-451MAH*	Air-Cooled	349	401	115V/60/1	6.1	185 Lbs.	\$5,100
KML-451MWH	Water-Cooled	417	429	115V/60/1	5.2	185 Lbs.	\$5,100

H9320-51 Recommended Water Filtration - Single Configuration

\$330



KMD-460M_H



Dimensions: 30"W X 24 1/4"D X 22 1/8"H
(ice machine dimensions only)

Dimensions shown include Bins. See TOP KIT MATRIX (pg 35) for topkit options based on bin size.



Rated in accordance with AHRI Standard 810



Model Number	Condenser	Lbs. of Ice per 24 hours 90°A / 70°W	Lbs. of Ice per 24 hours 70°A / 50°W	Electrical	kWh per 100 Lbs.	Shipping Weight	List F.O.B. Griffin
KMD-460MAH*	Air-Cooled	387	457	115-120V/60/1*	5.5	170 Lbs.	\$5,100
KMD-460MWH	Water-Cooled	470	505	115-120V/60/1*	4.1	170 Lbs.	\$5,100

*3 wire with neutral for 115V.

H9320-51 Recommended Water Filtration - Single Configuration

\$330



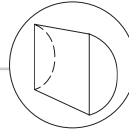
CUBER SERIES

KM CRESCENT CUBERS



KM-515M_H

*KM-515MAH and KM-515MAH-P are ENERGY STAR qualified

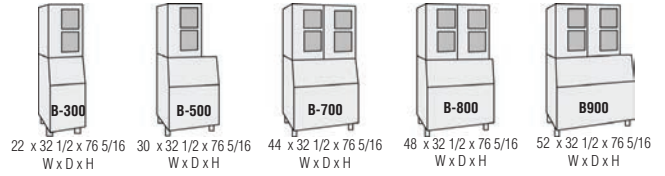


Dimensions: 22"W X 27 3/8"D X 30 5/16"H
(ice machine dimensions only)

Dimensions shown include Bins. See TOP KIT MATRIX (pg 35) for topkit options based on bin size.



Rated in accordance with AHRI Standard 810



Model Number	Condenser	Lbs. of Ice per 24 hours 90° A / 70° W	Lbs. of Ice per 24 hours 70° A / 50° W	Electrical	kWh per 100 Lbs.	Shipping Weight	List F.O.B. Griffin
KM-515MAH*	Air-Cooled	450	527	115V/60/1	5.91	175 Lbs.	\$5,200
KM-515MWH	Water-Cooled	446	500	115V/60/1	5.14	175 Lbs.	\$5,200
KM-515MRH	Remote A-C	452	491	115V/60/1	5.8	175 Lbs.	\$5,100
KM-515MAH-P*	Air-Cooled	450	527	115V/60/1	5.91	175 Lbs.	\$6,050
KM-515MWH-P	Water-Cooled	446	462	115V/60/1	5.14	175 Lbs.	\$6,050

Model Number	Condenser	Kgs. of Ice per 24 hours 32° A / 21° W	Kgs. of Ice per 24 hours 21° A / 10° W	Electrical	kWh per 45 Kgs.	Shipping Weight	List F.O.B. Griffin
KM-515MAH-E*	Air-Cooled	185	233	220-240/50/1	7.1	79 Kg.	\$5,450

Use URC-5F Condenser for Remote Air-Cooled Unit

H9320-51 Recommended Water Filtration - Single Configuration

\$330

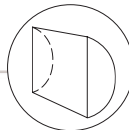
*E" suffix designates 50 hertz models - production rates calculated at 70° Air / 50° Water

-P Exterior fasteners are tamper proof torx pin screws



KMD-530M_H

*KMD-530MAH is ENERGY STAR qualified




Dimensions: 30"W X 24 1/4"D X 22 1/8"H
(ice machine dimensions only)

Dimensions shown include Bins. See TOP KIT MATRIX (pg 35) for topkit options based on bin size.



Rated in accordance with AHRI Standard 810



Model Number	Condenser	Lbs. of Ice per 24 hours 90° A / 70° W	Lbs. of Ice per 24 hours 70° A / 50° W	Electrical	kWh per 100 Lbs.	Shipping Weight	List F.O.B. Griffin
KMD-530MAH*	Air-Cooled	462	553	115-120V/60/1*	5.7	170 Lbs.	\$5,500
KMD-530MWH	Water-Cooled	520	540	115-120V/60/1*	4.4	170 Lbs.	\$5,500
KMD-530MRH	Remote A-C	488	560	115-120V/60/1*	5.8	170 Lbs.	\$5,400

*3 wire with neutral for 115V.

H9320-51 Recommended Water Filtration - Single Configuration

\$330

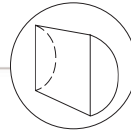
KM CRESCENT CUBERS

CUBER SERIES



KM-600MAH

ENERGY STAR qualified

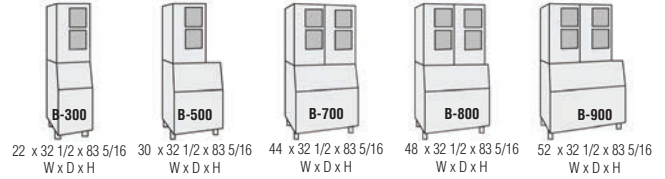


Dimensions: 22"W X 27 3/8"D X 37 5/16"H
(ice machine dimensions only)

Dimensions shown include Bins. See TOP KIT MATRIX (pg 35) for topkit options based on bin size.



Rated in accordance with AHRI Standard 810



Model Number	Condenser	Lbs. of Ice per 24 hours 90°A / 70°W	Lbs. of Ice per 24 hours 70°A / 50°W	Electrical	kWh per 100 Lbs.	Shipping Weight	List F.O.B. Griffin
KM-600MAH	Air-Cooled	503	592	115-120V/60/1	5.7	200 Lbs.	\$5,910

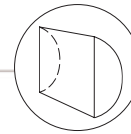
H9320-52 Recommended Water Filtration - Twin Configuration

\$560



KML-631M_H

*KML-631MAH and KML-631MRH are ENERGY STAR qualified

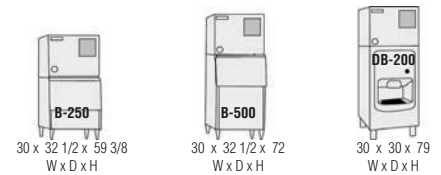


Dimensions: 30"W X 27 3/8"D X 26"H
(ice machine dimensions only)

Dimensions shown include Bins. See TOP KIT MATRIX (pg 35) for topkit options based on bin size.



Rated in accordance with AHRI Standard 810



Model Number	Condenser	Lbs. of Ice per 24 hours 90°A / 70°W	Lbs. of Ice per 24 hours 70°A / 50°W	Electrical	kWh per 100 Lbs.	Shipping Weight	List F.O.B. Griffin
KML-631MAH*	Air-Cooled	510	605	208-230V/60/1**	5.7	220 Lbs.	\$6,140
KML-631MWH	Water-Cooled	620	671	208-230V/60/1**	4.2	217 Lbs.	\$6,140
KML-631MRH*	Remote A-C	600	645	208-230V/60/1**	5.3	220 Lbs.	\$6,040

Use URC-9F Condenser for Remote Air-Cooled Unit

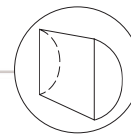
**HS-5030 Transformer Kit - 4 wire to 3 wire (eliminates need for dedicated neutral)
H9320-51 Recommended Water Filtration - Single Configuration

\$150
\$330



KM-650M_H

*KM-650MAH is ENERGY STAR qualified

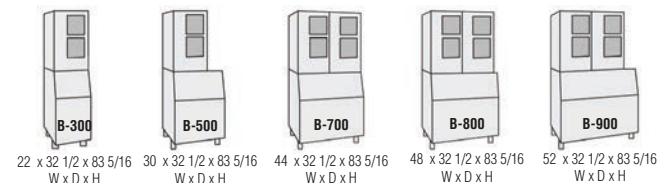


Dimensions: 22"W X 27 3/8"D X 37 5/16"H
(ice machine dimensions only)

Dimensions shown include Bins. See TOP KIT MATRIX (pg 35) for topkit options based on bin size.



Rated in accordance with AHRI Standard 810



Model Number	Condenser	Lbs. of Ice per 24 hours 90°A / 70°W	Lbs. of Ice per 24 hours 70°A / 50°W	Electrical	kWh per 100 Lbs.	Shipping Weight	List F.O.B. Griffin
KM-650MAH*	Air-Cooled	562	661	208-230V/60/1	5.51	200 Lbs.	\$6,100
KM-650MWH	Water-Cooled	654	669	208-230V/60/1	4.16	200 Lbs.	\$6,100
KM-650MRH	Remote A-C	564	632	208-230V/60/1	5.6	200 Lbs.	\$5,900

Model Number	Condenser	Kgs. of Ice per 24 hours 32°A / 21°W	Kgs. of Ice per 24 hours 21°A / 10°W	Electrical	kWh per 45 Kgs.	Shipping Weight	List F.O.B. Griffin
KM-650MAH-E*	Air-Cooled	230	296	220-240/50/1	5.7	91 Kg.	\$6,350

Use URC-5F Condenser for Remote Air-Cooled Unit

H9320-52 Recommended Water Filtration - Twin Configuration

\$560

"E" suffix designates 50 hertz models

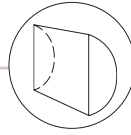


CUBER SERIES

KM CRESCENT CUBERS



KMD-850M_H




Dimensions: 30"W X 24 5/8"D X 28"H
(ice machine dimensions only)

Dimensions shown include Bins. See TOP KIT MATRIX (pg 35) for topkit options based on bin size.



Rated in accordance with AHRI Standard 810



Model Number	Condenser	Lbs. of Ice per 24 hours 90°A / 70°W	Lbs. of Ice per 24 hours 70°A / 50°W	Electrical	kWh per 100 Lbs.	Shipping Weight	List F.O.B. Griffin
KMD-850MAH	Air-Cooled	625	772	208-230V/60/1**	6.2	249 Lbs.	\$7,330
KMD-850MWH	Water-Cooled	732	780	208-230V/60/1**	4.7	249 Lbs.	\$7,330
KMD-850MRH	Remote A-C	680	785	208-230V/60/1**	5.8	235 Lbs.	\$7,230

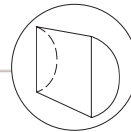
Use URC-9F Condenser for Remote Air-Cooled Unit

H9320-52 Recommended Water Filtration - Twin Configuration

\$560



KMD-901M_H




Dimensions: 30"W X 24 5/8"D X 28"H
(ice machine dimensions only)

Dimensions shown include Bins. See TOP KIT MATRIX (pg 35) for topkit options based on bin size.



Rated in accordance with AHRI Standard 810



Model Number	Condenser	Lbs. of Ice per 24 hours 90°A / 70°W	Lbs. of Ice per 24 hours 70°A / 50°W	Electrical	kWh per 100 Lbs.	Shipping Weight	List F.O.B. Griffin
KMD-901MWH	Water-Cooled	870	876	208-230V/60/1	4.2	251 Lbs.	\$8,830
KMD-901MRH	Remote A-C	775	848	208-230V/60/1	5.3	258 Lbs.	\$8,280

Use URC-9F Condenser for Remote Air-Cooled Unit

****HS-5030** Transformer Kit - 4 wire to 3 wire (eliminates need for dedicated neutral)
H9320-52 Recommended Water Filtration - Twin Configuration

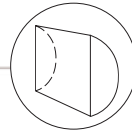
\$150
\$560

KM CRESCENT CUBERS

CUBER SERIES



KM-901M_H

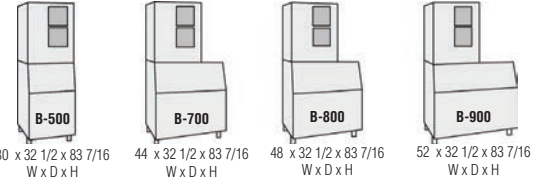


Dimensions: 30" W X 27 3/8" D X 37 7/16" H
(ice machine dimensions only)

Dimensions shown include Bins. See TOP KIT MATRIX (pg 35) for topkit options based on bin size.



Rated in accordance with AHRI Standard 810



Model Number	Condenser	Lbs. of Ice per 24 hours 90° A / 70° W	Lbs. of Ice per 24 hours 70° A / 50° W	Electrical	kWh per 100 Lbs.	Shipping Weight	List F.O.B. Griffin
KM-901MAH	Air-Cooled	813	920	208-230V/60/1	5.1	256 Lbs.	\$7,900
KM-901MWH	Water-Cooled	864	928	208-230V/60/1	4.5	249 Lbs.	\$7,900
KM-901MRH	Remote A-C	785	889	208-230V/60/1	5.4	249 Lbs.	\$7,800
KM-901MRH3	Remote A-C	815	899	208-230V/60/3	5.4	258 Lbs.	\$7,900
KM-901MAH50	Air-Cooled	815	398	220-240/50/1	5.4	258 Lbs.	\$8,590
KM-901MRH50	Remote A-C	815	402	220-240/50/1	5.4	258 Lbs.	\$8,490
KM-901MAH-P	Air-Cooled	813	920	208-230V/60/1	5.1	256 Lbs.	\$8,750
KM-901MWH-P	Water-Cooled	864	928	208-230V/60/1	5.5	249 Lbs.	\$8,750

Use URC-9F Condenser for Remote Air-Cooled Unit

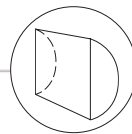
H9320-51 Recommended Water Filtration - Single Configuration

\$330

-P Exterior fasteners are tamper proof torx pin screws



KM-1301S_H



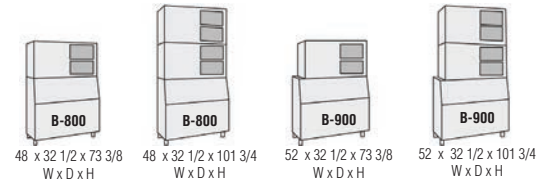
Dimensions: 48" W X 27 3/8" D X 27 3/8" H
(ice machine dimensions only)

*KM-1301SAH3, KM-1301SRH and KM-1301SRH3 are ENERGY STAR qualified

Dimensions shown include Bins. See TOP KIT MATRIX (pg 35) for topkit options based on bin size.



Rated in accordance with AHRI Standard 810



Model Number	Condenser	Lbs. of Ice per 24 hours 90° A / 70° W	Lbs. of Ice per 24 hours 70° A / 50° W	Electrical	kWh per 100 Lbs.	Shipping Weight	List F.O.B. Griffin
KM-1301SAH	Air-Cooled	1164	1329	208-230V/60/1	4.63	315 Lbs.	\$10,100
KM-1301SAH3*	Air-Cooled	1159	1298	208-230V/60/3	4.6	315 Lbs.	\$10,200
KM-1301SWH	Water-Cooled	1276	1290	208-230V/60/1	3.44	315 Lbs.	\$10,100
KM-1301SWH3	Water-Cooled	1251	1248	208-230V/60/3	3.31	315 Lbs.	\$10,200
KM-1301SRH*	Remote A-C	1222	1353	208-230V/60/1	4.1	315 Lbs.	\$10,000
KM-1301SRH3*	Remote A-C	1197	1339	208-230V/60/3	4.3	315 Lbs.	\$10,100
KM-1301SAH-P	Air-Cooled	1164	1329	208-230V/60/1	4.63	315 Lbs.	\$10,950
KM-1301SWH-P	Water-Cooled	1276	1290	208-230V/60/1	3.44	315 Lbs.	\$10,950

Model Number	Condenser	Kgs. of Ice per 24 hours 32° A / 21° W	Kgs. of Ice per 24 hours 21° A / 10° W	Electrical	kWh per 45 Kgs.	Shipping Weight	List F.O.B. Griffin
KM-1301SAH-E*	Remote A-C	455	505	220-240/50/1*	4.3	143 Kgs.	\$11,160

*E" suffix designates 50 hertz models

Use URC-14F Condenser for Remote Air-Cooled Unit

H9320-53 Recommended Water Filtration - Triple Configuration

\$780

-P Exterior fasteners are tamper proof torx pin screws



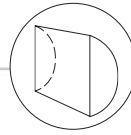
CUBER SERIES

KM CRESCENT CUBERS



KM-1340M_H

*KM-1340MRH is ENERGY STAR qualified



Dimensions: 30"W X 27^{3/8}"D X 41^{1/2}"H
(ice machine dimensions only)

Dimensions shown include Bins. See TOP KIT MATRIX (pg 35) for topkit options based on bin size.



Rated in accordance with AHRI Standard 810




30 x 32 1/2 x 87 1/2
W x D x H



44 x 32 1/2 x 87 1/2
W x D x H



48 x 32 1/2 x 87 1/2
W x D x H



52 x 32 1/2 x 87 1/2
W x D x H

Model Number	Condenser	Lbs. of Ice per 24 hours 90°A / 70°W	Lbs. of Ice per 24 hours 70°A / 50°W	Electrical	kWh per 100 Lbs.	Shipping Weight	List F.O.B. Griffin
KM-1340MAH	Air-Cooled	1167	1325	208-230V/60/1*	4.7	315 Lbs.	\$10,300
KM-1340MWH	Water-Cooled	1316	1329	208-230V/60/1*	3.9	293 Lbs.	\$10,300
KM-1340MRH*	Remote A-C	1251	1401	208-230V/60/1*	4.5	289 Lbs.	\$10,200
KM-1340MRH3*	Remote A-C	11185	1364	208-230V/60/3*	4.75	289 Lbs.	\$10,300

*3 wire with neutral for 115V
Use URC-14F Condenser for Remote Air-Cooled Unit

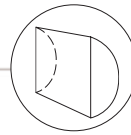
**HS-5030 Transformer Kit - 4 wire to 3 wire (eliminates need for dedicated neutral)
H9320-52 Recommended Water Filtration - Twin Configuration

\$150
\$560



KM-1601M_H

*KM-1601MRH3 is ENERGY STAR qualified



Dimensions: 30"W X 27^{3/8}"D X 41^{11/16}"H
(ice machine dimensions only)

Dimensions shown include Bins. See TOP KIT MATRIX (pg 35) for topkit options based on bin size.



Rated in accordance with AHRI Standard 810



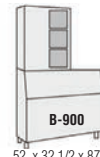
30 x 32 1/2 x 87 1/2
W x D x H



44 x 32 1/2 x 87 1/2
W x D x H



48 x 32 1/2 x 87 1/2
W x D x H



52 x 32 1/2 x 87 1/2
W x D x H

Model Number	Condenser	Lbs. of Ice per 24 hours 90°A / 70°W	Lbs. of Ice per 24 hours 70°A / 50°W	Electrical	kWh per 100 Lbs.	Shipping Weight	List F.O.B. Griffin
KM-1601MRH	Remote A-C	1417	1493	208-230V/60/1*	4.64	316 Lbs.	\$12,150
KM-1601MRH3*	Remote A-C	1391	1486	208-230V/60/3	4.55	316 Lbs.	\$12,250

*3 wire with neutral for 115V
Use URC-22F Condenser for Remote Air-Cooled Unit

**HS-5030 Transformer Kit - 4 wire to 3 wire (eliminates need for dedicated neutral)
H9320-52 Recommended Water Filtration - Twin Configuration

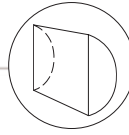
\$150
\$560

KM CRESCENT CUBERS

CUBER SERIES



KM-1601S_H




Dimensions: 48" W X 27 3/8" D X 27 3/8" H
(ice machine dimensions only)

Dimensions shown include Bins. See TOP KIT MATRIX (pg 35) for topkit options based on bin size.



Rated in accordance with AHRI Standard 810



Model Number	Condenser	Lbs. of Ice per 24 hours 90° A / 70° W	Lbs. of Ice per 24 hours 70° A / 50° W	Electrical	kWh per 100 Lbs.	Shipping Weight	List F.O.B. Griffin
KM-1601SAH	Air-Cooled	1343	1462	208-230V/60/1*	4.70	315 Lbs.	\$11,900
KM-1601SAH3	Air-Cooled	1345	1456	208-230V/60/3	4.65	315 Lbs.	\$12,000
KM-1601SWH	Water-Cooled	1500	1505	208-230V/60/1*	3.91	360 Lbs.	\$11,900
KM-1601SWH3	Water-Cooled	1565	1555	208-230V/60/3	3.66	360 Lbs.	\$12,100
KM-1601SRH	Remote A-C	1490	1531	208-230V/60/1*	4.36	350 Lbs.	\$11,800
KM-1601SRH3	Remote A-C	1498	1530	208-230V/60/3	4.46	350 Lbs.	\$12,000

*3 wire with neutral for 115V

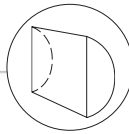
Use URC-22F Condenser for Remote Air-Cooled Unit

****HS-5030** Transformer Kit - 4 wire to 3 wire (eliminates need for dedicated neutral)
H9320-52 Recommended Water Filtration - Twin Configuration

\$150
\$560



KM-1900S_H



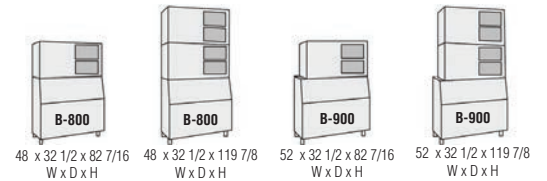
Dimensions: 48" W X 27 3/8" D X 36 7/16" H
(ice machine dimensions only)

Dimensions shown include Bins. See TOP KIT MATRIX (pg 35) for topkit options based on bin size.

***KM-1900SAH, KM-1900SAH-P, KM-1900SAH3** and **KM-1900SRH** are **ENERGY STAR** qualified



Rated in accordance with AHRI Standard 810



Model Number	Condenser	Lbs. of Ice per 24 hours 90° A / 70° W	Lbs. of Ice per 24 hours 70° A / 50° W	Electrical	kWh per 100 Lbs.	Shipping Weight	List F.O.B. Griffin
KM-1900SAH*	Air-Cooled	1560	1867	208-230V/60/1*	4.1	415 Lbs.	\$12,950
KM-1900SAH3*	Air-Cooled	1530	1859	208-230V/60/3	4.1	415 Lbs.	\$13,100
KM-1900SWH	Water-Cooled	1850	1876	208-230V/60/1*	3.1	415 Lbs.	\$12,950
KM-1900SWH3	Water-Cooled	1814	1825	208-230V/60/3	3.3	415 Lbs.	\$13,100
KM-1900SRH*	Remote A-C	1640	1857	208-230V/60/1*	4.09	415 Lbs.	\$12,850
KM-1900SRH3	Remote A-C	1650	1903	208-230V/60/3	4.04	415 Lbs.	\$13,050
KM-1900SAH-P*	Air-Cooled	1560	1867	208-230V/60/1*	4.1	415 Lbs.	\$13,800
KM-1900SWH-P	Water-Cooled	1826	1919	208-230V/60/1*	3.24	415 Lbs.	\$13,800

*3 wire with neutral for 115V

Use URC-22F Condenser for Remote Air-Cooled Unit

****HS-5030** Transformer Kit - 4 wire to 3 wire (eliminates need for dedicated neutral)
H9320-52 Recommended Water Filtration - Twin Configuration

\$150
\$560



CUBER SERIES

KM CRESCENT CUBERS



KMH-2000S_H

Dimensions: 36"W X 40"D X 36^{7/16}"H
(ice machine dimensions only)

*KMH-2000SRH and KMH-2000SRH3 are ENERGY STAR qualified



Rated in accordance with AHRI Standard 810

Model Number	Condenser	Lbs. of Ice per 24 hours 90° A / 70° W	Lbs. of Ice per 24 hours 70° A / 50° W	Electrical	kWh per 100 Lbs.	Shipping Weight	List F.O.B. Griffin
KMH-2000SWH	Water-Cooled	1760	1821	208-230V/60/1*	3.30	415 Lbs.	\$14,840
KMH-2000SWH3	Water-Cooled	1840	1843	208-230V/60/3	3.19	415 Lbs.	\$14,940
KMH-2000SRH*	Remote A-C	1694	1944	208-230V/60/1*	3.80	415 Lbs.	\$14,740
KMH-2000SRH3*	Remote A-C	1675	1929	208-230V/60/3	3.70	415 Lbs.	\$14,840

*3 wire with neutral for 115V

**HS-5030

Transformer Kit - 4 wire to 3 wire (eliminates need for dedicated neutral)

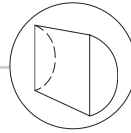
\$150

Use URC-22F Condenser for Remote Air-Cooled Unit

H9320-52

Recommended Water Filtration - Twin Configuration

\$560



KM-2100S_H3

Dimensions: 48"W X 27^{3/8}"D X 36^{7/16}"H
(ice machine dimensions only)

CEC Compliant



Rated in accordance with AHRI Standard 810

Dimensions shown include Bins. See TOP KIT MATRIX (pg 35) for topkit options based on bin size.



48 x 32 1/2 x 82 7/16
W x D x H



48 x 32 1/2 x 119 7/8
W x D x H



52 x 32 1/2 x 82 7/16
W x D x H



52 x 32 1/2 x 119 7/8
W x D x H

Model Number	Condenser	Lbs. of Ice per 24 hours 90° A / 70° W	Lbs. of Ice per 24 hours 70° A / 50° W	Electrical	kWh per 100 Lbs.	Shipping Weight	List F.O.B. Griffin
KM-2100SWH3	Water-Cooled	2054	2096	208-230V/60/3*	3.18	440 Lbs.	\$16,000
KM-2100SRH3	Remote A-C	1810	2034	208-230V/60/3*	4.26	440 Lbs.	\$15,900

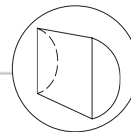
*3 wire with neutral for 115V

H9320-52

Recommended Water Filtration - Twin Configuration

\$560

Use URC-22F Condenser for Remote Air-Cooled Unit



KM-2500S_H3

Dimensions: 48"W X 27^{3/8}"D X 36^{7/16}"H
(ice machine dimensions only)

CEC Compliant



Rated in accordance with AHRI Standard 810

Dimensions shown include Bins. See TOP KIT MATRIX (pg 35) for topkit options based on bin size.



48 x 32 1/2 x 82 7/16
W x D x H



48 x 32 1/2 x 119 7/16
W x D x H



52 x 32 1/2 x 82 7/16
W x D x H



52 x 32 1/2 x 119 7/8
W x D x H

Model Number	Condenser	Lbs. of Ice per 24 hours 90° A / 70° W	Lbs. of Ice per 24 hours 70° A / 50° W	Electrical	kWh per 100 Lbs.	Shipping Weight	List F.O.B. Griffin
KM-2500SWH3	Water-Cooled	2365	2429	208-230V/60/3*	3.54	415 Lbs.	\$17,500
KM-2500SRH3	Remote A-C	2235	2424	208-230V/60/3*	4.5	440 Lbs.	\$16,800

*3 wire with neutral for 115V

H9320-52

Recommended Water Filtration - Twin Configuration

\$560

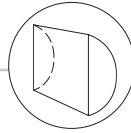
Use URC-23F Condenser for Remote Air-Cooled Unit

KM CRESCENT CUBERS - SERENITY SERIES

CUBER SERIES



KMS-822MLH



Dimensions: 22"W X 24 5/8"D X 28"H
(ice machine dimensions only)



Rated in accordance with AHRI Standard 810

Lancer IBD22
22 x 30 1/2 x 35 3/8
W x D x H



KMS-822MLH
22 x 24 5/8 x 28
W x D x H



Model Number	Condenser	Lbs. of Ice per 24 hours 90°A / 70°W	Lbs. of Ice per 24 hours 70°A / 50°W	Electrical	kWh per 100 Lbs.	Shipping Weight	List F.O.B. Griffin
KMS-822MLH	Remote A-C	774	839	115V/60/1	5.5	152 Lbs.	\$7,200

Use SRK-10H Condenser for Remote Air-Cooled Unit (sold separately)

HS-5062
H9320-52

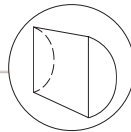
Extension bracket for freestyle application
Recommended Water Filtration - Twin Configuration

\$130
\$560

Voltage supply for the KMS Ice maker is supplied from the remote condenser



KMS-830MLH



Dimensions: 30"W X 16 1/2"D X 29"H
(ice machine dimensions only)



Rated in accordance with AHRI Standard 810

Lancer FS30
30 x 30 1/2 x 39 5/8
W x D x H



KMS-830MLH
30 x 16 1/2 x 29
W x D x H



Model Number	Condenser	Lbs. of Ice per 24 hours 90°A / 70°W	Lbs. of Ice per 24 hours 70°A / 50°W	Electrical	kWh per 100 Lbs.	Shipping Weight	List F.O.B. Griffin
KMS-830MLH with SRK-8H	Remote A-C	700	820	115V/60/1	5.40	137 Lbs.	\$7,600
KMS-830MLH with SRK-8H3	Remote A-C	690	791	115V/60/3	5.40	137 Lbs.	\$7,600

Designed for use on Beverage Dispensers

H9320-51

Recommended Water Filtration - Single Configuration

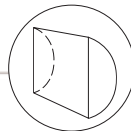
\$330

Use SRK-8H or SRK-8H3 Condenser for Remote Air-Cooled Unit (sold separately)

Voltage supply for the KMS Ice maker is supplied from the remote condenser



KMS-1122MLH



Dimensions: 22"W X 18"D X 31 1/4"H
(ice machine dimensions only)

ENERGY STAR qualified



Rated in accordance with AHRI Standard 810

Model Number	Condenser	Lbs. of Ice per 24 hours 90°A / 70°W	Lbs. of Ice per 24 hours 70°A / 50°W	Electrical	kWh per 100 Lbs.	Shipping Weight	List F.O.B. Griffin
KMS-1122MLH* with SRK-12H	Remote A-C	985	1100	115V/60/1	4.65	150 Lbs.	\$8,100
KMS-1122MLH* with SRK-12H3	Remote A-C	1000	1120	115V/60/3	4.6	150 Lbs.	\$8,100

Designed for use on Beverage Dispensers

H9320-52

Recommended Water Filtration - Twin Configuration

\$560

Use SRK-12H or SRK-12H3 Condenser for Remote Air-Cooled Unit (sold separately)

Voltage supply for the KMS Ice maker is supplied from the remote condenser

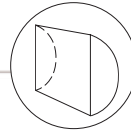


CUBER SERIES

KM CRESCENT CUBERS - SERENITY SERIES



KMS-1401MLJ



Dimensions: 30"W X 24"D X 28"H
(ice machine dimensions only)




Rated in accordance with AHRI Standard 810

Lancer FS30
30 x 30 1/2 x 39 5/8
W x D x H



KMS-1401MLJ
30 x 24 x 28
W x D x H



Model Number	Condenser	Lbs. of Ice per 24 hours 90°A / 70°W	Lbs. of Ice per 24 hours 70°A / 50°W	Electrical	kWh per 100 Lbs.	Shipping Weight	List F.O.B. Griffin
KMS-1401MLJ with SRK-14J	Remote A-C	1280	1420	115V/60/1	4.70	177 Lbs.	\$8,120
KMS-1401MLJ with SRK-14J3	Remote A-C	1280	1400	115V/60/3	4.70	177 Lbs.	\$8,120

Use SRK-14J or SRK-14J3 Condenser for Remote Air-Cooled Unit (sold separately)

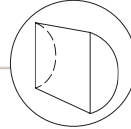
H9320-52 Recommended Water Filtration - Twin Configuration

\$560

Voltage supply for the KMS Ice maker is supplied from the remote condenser



KMS-2000MLH



Dimensions: 30"W X 24"D X 32 7/8"H
(ice machine dimensions only)



Rated in accordance with AHRI Standard 810



Lancer FS30
30 x 30 1/2 x 39 5/8
W x D x H



KMS-2000MLH
30 x 24 x 32 7/8
W x D x H

Model Number	Condenser	Lbs. of Ice per 24 hours 90°A / 70°W	Lbs. of Ice per 24 hours 70°A / 50°W	Electrical	kWh per 100 Lbs.	Shipping Weight	List F.O.B. Griffin
KMS-2000MLH with SRK-20H	Remote A-C	1786	1861	115V/60/1	4.70	206 Lbs.	\$10,050
KMS-2000MLH with SRK-20H3	Remote A-C	1706	1910	115V/60/3	4.65	206 Lbs.	\$10,050

Use SRK-20H or SRK-20H3 Condenser for Remote Air-Cooled Unit (sold separately)

H9320-53 Recommended Water Filtration - Triple Configuration


\$780

Voltage supply for the KMS Ice maker is supplied from the remote condenser

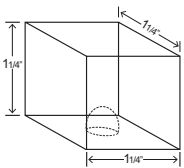
IM SQUARE CUBERS

CUBER SERIES

Features & Benefits of the IM Square Cuber



- **HOSHIZAKI IM Square Cubers** utilize an ice making system that has an automatic rinse cycle, which means each ice cycle is made with fresh water protecting the integrity and flavor of the drink.
- A closed water circuit offers the ultimate contamination protection, by reducing the number of points at which impurities can enter the ice making process.
- A stainless steel exterior with integrated door handles provides a hygienic and high quality finish
- Removable door gaskets prevent any heat and contamination from entering the bin making the product easy to clean and maintain.
- Easily cleanable air filter extends the life of the ice machine
- **HOSHIZAKI IM Square Cubers** are electronically controlled for consistent quality of ice
- Natural foaming agent insulates and preserves the quality and consistency of the ice produced longer than any other machine available - saving energy and money

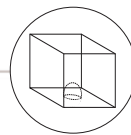


IM-200BAA

ENERGY STAR qualified



Rated in accordance with AHRI Standard 810



Dimensions: 39 1/2" W X 23 5/8" D X 33 1/2" H
(including 6" legs)

SELF-CONTAINED SQUARE CUBER
WITH BUILT-IN STORAGE BIN

Self-Contained Bin Storage Capacity Up to 75 Lbs.

Model Number	Condenser	Lbs. of Ice per 24 hours 90° A / 70° W	Lbs. of Ice per 24 hours 70° A / 50° W	Electrical	kWh per 100 Lbs.	Shipping Weight	List F.O.B. Griffin
IM-200BAA	Air-Cooled	160	200	115V/60/1	8.3	203 lbs.	\$7,700

H9320-51 Recommended Water Filtration - Single Configuration

\$330

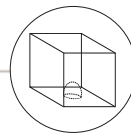


IM-500SAA

ENERGY STAR qualified

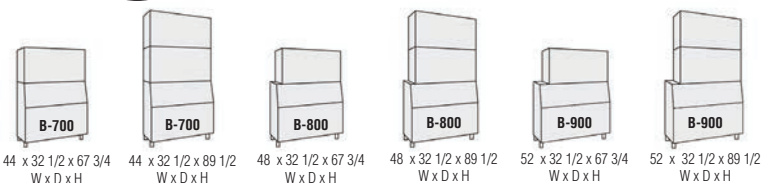


Rated in accordance with AHRI Standard 810



Dimensions: 44" W X 27 5/8" D X 21 3/4" H
(ice machine dimensions only)

Dimensions shown include Bins. See TOP KIT MATRIX (pg 35) for topkit options based on bin size.



Model Number	Condenser	Lbs. of Ice per 24 hours 90° A / 70° W	Lbs. of Ice per 24 hours 70° A / 50° W	Electrical	kWh per 100 Lbs.	Shipping Weight	List F.O.B. Griffin
IM-500SAA	Air-Cooled	435	500	115V/60/1	5.45	220 Lbs.	\$7,280

S-25691 Stacking Kit (Order as Accessory)

\$480

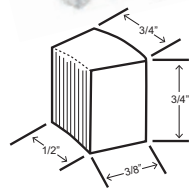

H9320-51 Recommended Water Filtration - Single Configuration

\$330



FLAKER / CUBELET SERIES

Features & Benefits of the Flaker / Cubelet Series




- Attractive stainless steel exterior
- Most models are available in both flaked and cubelet style ice
- The internal auger design produces the highest quality ice with fewer repairs and less down time
- The freezing cylinder is made from cast stainless steel
- The industry's only greaseless bearing design improves life of the machine
- **HOSHIZAKI Flaker and Cubelet** ice machines have electric water inlet valves and an automatic purge of water from the reservoir for cleaner operation and longer bearing life
- Features Advanced CleanCycle24™ design - a 2 second rinse every hour
- Self-contained flakers flush automatically when bin control is activated



FLAKED ICE USAGE GUIDE

Establishment	Approximate Daily Usage
Restaurant	1.5 lbs. ice per seat
Salad Bar/Seafood Display	30 lbs. ice per ft3
Hospital	
Patient Care	10 lbs. ice per bed
Cafeteria	1 lb. ice per seat
Nursing Home	6 lbs. per bed



FLAKER SERIES

UNDERCOUNTER FLAKERS with BUILT-IN BINS



F-300BAF



Dimensions: 36"W X 24"D X 39"H
(*6" Legs Included)

Self-Contained Bin Storage Capacity Up to 110 Lbs.

Model Number	Condenser	Lbs. of Ice per 24 hours 90°A / 70°W	Lbs. of Ice per 24 hours 70°A / 50°W	Electrical	kWh per 100 Lbs.	Shipping Weight	List F.O.B. Griffin
F-300BAF	Air-Cooled	232	303	115V/60/1	4.8	210 Lbs.	\$7,600

Four 6" Legs Package
(LP-6P LEG) included

LP-6 LEG H9320-51 Four 6" Stainless Steel Legs Package available (optional)
Recommended Water Filtration - Single Configuration

\$200
\$330



F-330BAH



Dimensions: 24"W X 26"D X 39"H
(*6" Legs Included)

Self-Contained Bin Storage Capacity Up to 80 Lbs.

Model Number	Condenser	Lbs. of Ice per 24 hours 90°A / 70°W	Lbs. of Ice per 24 hours 70°A / 50°W	Electrical	kWh per 100 Lbs.	Shipping Weight	List F.O.B. Griffin
F-330BAH	Air-Cooled	250	330	115V/60/1	4.1	178 Lbs.	\$6,800

Four 6" Legs Package
(LP-6P LEG) included

LP-6 LEG H9320-51 Four 6" Stainless Steel Legs Package available (optional)
Recommended Water Filtration - Single Configuration

\$200
\$330

UNDERCOUNTER FLAKERS with BUILT-IN BINS

FLAKER SERIES



F-500BAF

ENERGY STAR qualified



Dimensions: 38"W X 29"D X 42"H
(*6" Legs Included)

Self-Contained Bin Storage Capacity Up to 250 Lbs.

Model Number	Condenser	Lbs. of Ice per 24 hours 90°A / 70°W	Lbs. of Ice per 24 hours 70°A / 50°W	Electrical	kWh per 100 Lbs.	Shipping Weight	List F.O.B. Griffin
F-500BAF	Air-Cooled	376	501	115V/60/1	4.03	270 Lbs.	\$8,600

Four 6" Legs Package (LP-6P LEG) included

LP-6 LEG
H9320-51

Four 6" Stainless Steel Legs Package available (optional)
Recommended Water Filtration - Single Configuration

\$200
\$330

FLAKERS

FLAKER SERIES

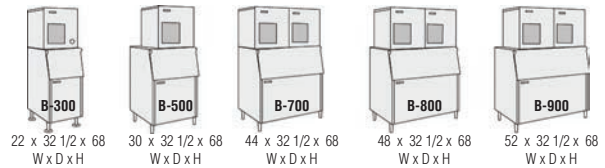


F-450MAH



Dimensions: 22"W X 27 3/8"D X 21 7/8"H
(ice machine dimensions only)

Dimensions shown include Bins. See TOP KIT MATRIX (pg 35) for topkit options based on bin size.



Model Number	Condenser	Lbs. of Ice per 24 hours 90°A / 70°W	Lbs. of Ice per 24 hours 70°A / 50°W	Electrical	kWh per 100 Lbs.	Shipping Weight	List F.O.B. Griffin
F-450MAH	Air-Cooled	385	493	115V/60/1	5.35	175 Lbs.	\$6,400

H9320-51 Recommended Water Filtration - Single Configuration

\$330



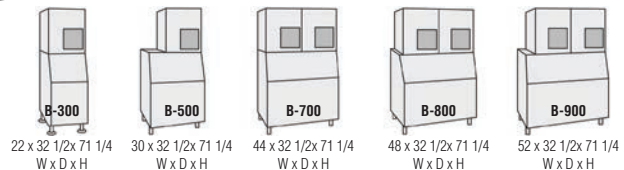
F-801M_H

*F-801MAH is ENERGY STAR qualified



Dimensions: 22"W X 27 3/8"D X 25 15/16"H
(ice machine dimensions only)

Dimensions shown include Bins. See TOP KIT MATRIX (pg 35) for topkit options based on bin size.



Model Number	Condenser	Lbs. of Ice per 24 hours 90°A / 70°W	Lbs. of Ice per 24 hours 70°A / 50°W	Electrical	kWh per 100 Lbs.	Shipping Weight	List F.O.B. Griffin
F-801MAH*	Air-Cooled	594	795	115V/60/1	4.2	205 Lbs.	\$7,900
F-801MWH	Water-Cooled	584	665	115V/60/1	4.1	205 Lbs.	\$8,060

HS-2120
H9320-51

Cutter head for finer flaked ice
Recommended Water Filtration - Single Configuration

\$170
\$330



FLAKER SERIES

FLAKERS



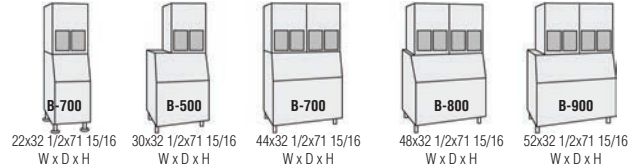
F-1001M_J

*F-1001MAJ is ENERGY STAR qualified



Dimensions: 22"W X 27 3/8"D X 25 15/16"H
(ice machine dimensions only)

Dimensions shown include Bins. See TOP KIT MATRIX (pg 35) for topkit options based on bin size.



Model Number	Condenser	Lbs. of Ice per 24 hours 90°A / 70°W	Lbs. of Ice per 24 hours 70°A / 50°W	Electrical	kWh per 100 Lbs.	Shipping Weight	List F.O.B. Griffin
F-1001MAJ*	Air-Cooled	748	970	115V/60/1	3.8	210 Lbs.	\$9,700
F-1001MWJ	Water-Cooled	750	890	115V/60/1	3.8	210 Lbs.	\$9,850
F-1001MRJ	Remote A-C	713	930	115V/60/1	4.1	210 Lbs.	\$9,600
F-1001MLJ	N/A	871	1150	115V/60/1	1.4	150 Lbs.	\$8,630

Use URC-5F Condenser for Remote Air-Cooled Unit

HS-2120 Cutter head for finer flaked ice
H9320-51 Recommended Water Filtration - Single Configuration

\$170
\$330



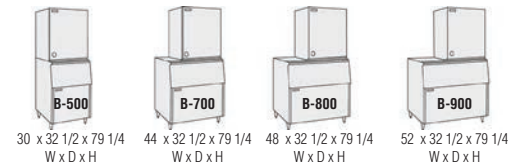
F-1501M_H

*F-1501MAH and F-1501MRH are ENERGY STAR qualified



Dimensions: 30"W X 27 1/2"D X 34 7/16"H
(ice machine dimensions only)

Dimensions shown include Bins. See TOP KIT MATRIX (pg 35) for topkit options based on bin size.



Model Number	Condenser	Lbs. of Ice per 24 hours 90°A / 70°W	Lbs. of Ice per 24 hours 70°A / 50°W	Electrical	kWh per 100 Lbs.	Shipping Weight	List F.O.B. Griffin
F-1501MAH*	Air-Cooled	1110	1590	208-230V/60/1*	4.03	325 Lbs.	\$12,600
F-1501MWH	Water-Cooled	1265	1460	208-230V/60/1*	3.40	325 Lbs.	\$12,630
F-1501MRH*	Remote A-C	1237	1585	208-230V/60/1*	3.85	315 Lbs.	\$12,500

*3 wire with neutral for 115V

H9320-51 Recommended Water Filtration - Single Configuration

\$330

Use URC-14F Condenser for Remote Air-Cooled Unit

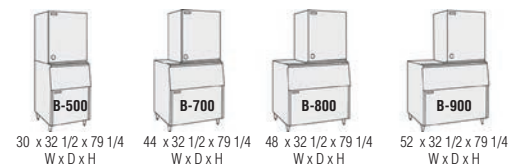


F-2001M_H



Dimensions: 30"W X 27 1/2"D X 34 7/16"H
(ice machine dimensions only)

Dimensions shown include Bins. See TOP KIT MATRIX (pg 35) for topkit options based on bin size.



Model Number	Condenser	Lbs. of Ice per 24 hours 90°A / 70°W	Lbs. of Ice per 24 hours 70°A / 50°W	Electrical	kWh per 100 Lbs.	Shipping Weight	List F.O.B. Griffin
F-2001MWH	Water-Cooled	1642	2030	208-230V/60/1*	3.68	342 Lbs.	\$17,550
F-2001MRH	Remote A-C	1592	1990	208-230V/60/1*	4.19	360 Lbs.	\$17,550
F-2001MRH3	Remote A-C	1608	2010	208-230V/60/3*	4.33	360 Lbs.	\$17,650
F-2001MLH	N/A	1733	2280	115V/60/1	0.6	250 Lbs.	\$15,350

*3 wire with neutral for 115V

H9320-51 Recommended Water Filtration - Single Configuration

\$330

Use URC-22F Condenser for Remote Air-Cooled Unit

UNDERCOUNTER CUBELET ICE MACHINES with BUILT-IN BINS CUBELET SERIES



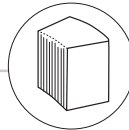
-DS shown with Custom Cabinetry

C-101BAH

*C-101BAH(-DS) and C-101BAH-AD(DS) are ENERGY STAR qualified



UL approved for outdoor use



Dimensions: 14 7/8"W X 22 5/8"D X 33 1/2"H

Self-Contained Bin Storage Capacity Up to 29 Lbs.

Model Number	Condenser	Lbs. of Ice per 24 hours 90°A / 70°W	Lbs. of Ice per 24 hours 70°A / 50°W	Electrical	kWh per 100 Lbs.	Shipping Weight	List F.O.B. Griffin
C-101BAH*	Air-Cooled	62	92	115V/60/1	12.1	120 Lbs.	\$4,950
C-101BAH-DS*	Air-Cooled	62	92	115V/60/1	8	115 Lbs.	\$5,200
C-101BAH-AD **	Air-Cooled	62	92	115V/60/1	8	115 Lbs.	\$4,950
C-101BAH-ADDS ***	Air-Cooled	62	92	115V/60/1	8	115 Lbs.	\$5,200

*-DS Models - Wood Door System (Designed to accommodate custom cabinetry)

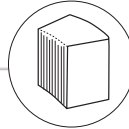
HS-0229 -DS Door Reversal Part (Available as a Service Part)
 HS-5061 Drain Pump (Beckett Brand) 1 Year Warranty - Parts & labor
 HS-0182 Side Trim Kit
 HS-2133 2" Top Spacer Kit available
 H9320-51 Recommended Water Filtration - Single Configuration

\$560
 \$220
 \$160
 \$330



F-330BAH-C

ENERGY STAR qualified



Dimensions: 24"W X 26"D X 39"H
 (*6" Legs Included)

Self-Contained Bin Storage Capacity Up to 80 Lbs.

Model Number	Condenser	Lbs. of Ice per 24 hours 90°A / 70°W	Lbs. of Ice per 24 hours 70°A / 50°W	Electrical	kWh per 100 Lbs.	Shipping Weight	List F.O.B. Griffin
F-330BAH-C	Air-Cooled	230	320	115V/60/1	4.5	178 Lbs.	\$7,000

Four 6" Legs Package (LP-6P LEG) included

LP-6 LEG Four 6" Stainless Steel Legs Package available (optional)
 H9320-51 Recommended Water Filtration - Single Configuration

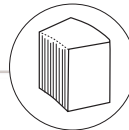
\$200
 \$330

CUBELET ICE MACHINES

CUBELET SERIES

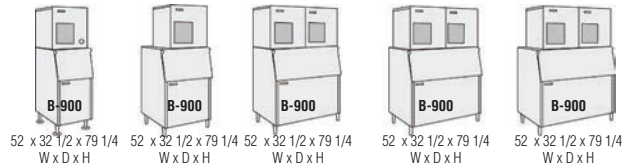


F-450MAH-C



Dimensions: 22"W X 27 3/8"D X 21 7/8"H
 (ice machine dimensions only)

Dimensions shown include Bins. See TOP KIT MATRIX (pg 35) for topkit options based on bin size.



Model Number	Condenser	Lbs. of Ice per 24 hours 90°A / 70°W	Lbs. of Ice per 24 hours 70°A / 50°W	Electrical	kWh per 100 Lbs.	Shipping Weight	List F.O.B. Griffin
F-450MAH-C*	Air-Cooled	332	431	115V/60/1	6.31	175 Lbs.	\$6,550

*Not recommended for dispensing applications

H9320-51 Recommended Water Filtration - Single Configuration

\$330



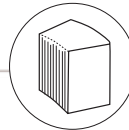
CUBELET SERIES

CUBELET ICE MACHINES

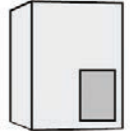


FD-650M_H-C

*FD-650MAH-C and FD-650MRH-C are ENERGY STAR qualified



Dimensions: 22"W X 24"D X 26"H
(ice machine dimensions only)



FD-650
22 x 24 x 26
W x D x H

Model Number	Condenser	Lbs. of Ice per 24 hours 90°A / 70°W	Lbs. of Ice per 24 hours 70°A / 50°W	Electrical	kWh per 100 Lbs.	Shipping Weight	List F.O.B. Griffin
FD-650MAH-C*	Air-Cooled	474	650	115V/60/1	5.35	205 Lbs.	\$7,450
FD-650MWH-C	Water-Cooled	532	615	115V/60/1	3.81	205 Lbs.	\$7,450
FD-650MRH-C*	Remote A-C	476	590	115V/60/1	4.75	205 Lbs.	\$7,350

Use URC-5F Condenser for Remote Air-Cooled Unit

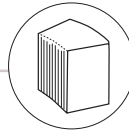
H9320-51 Recommended Water Filtration - Single Configuration

\$330



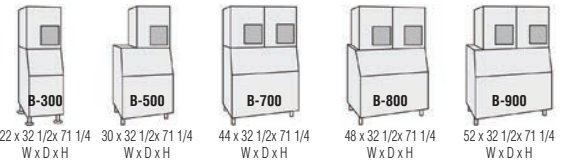
F-801M_H-C

*F-801MAH-C is ENERGY STAR qualified



Dimensions: 22"W X 27^{3/8}"D X 25^{15/16}"H
(ice machine dimensions only)

Dimensions shown include Bins. See TOP KIT MATRIX (pg 35) for topkit options based on bin size.



Model Number	Condenser	Lbs. of Ice per 24 hours 90°A / 70°W	Lbs. of Ice per 24 hours 70°A / 50°W	Electrical	kWh per 100 Lbs.	Shipping Weight	List F.O.B. Griffin
F-801MAH-C*	Air-Cooled	559	728	115V/60/1	4.51	205 Lbs.	\$8,150
F-801MWH-C	Water-Cooled	556	630	115V/60/1	4.29	205 Lbs.	\$8,160

HS-2110 Thermostat Kit: Required for Ice Beverage Application

HS-5034 Thermostat Kit: Required for Freestyle Applications

H9320-51 Recommended Water Filtration - Single Configuration

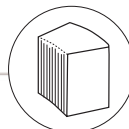
\$170

\$160

\$330

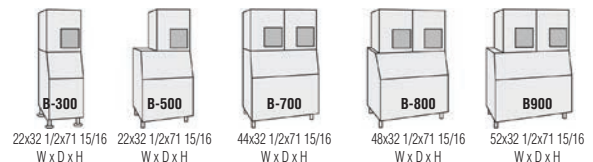


F-1001M_J-C



Dimensions: 22"W X 27^{3/8}"D X 25^{15/16}"H
(ice machine dimensions only)

Dimensions shown include Bins. See TOP KIT MATRIX (pg 35) for topkit options based on bin size.



Model Number	Condenser	Lbs. of Ice per 24 hours 90°A / 70°W	Lbs. of Ice per 24 hours 70°A / 50°W	Electrical	kWh per 100 Lbs.	Shipping Weight	List F.O.B. Griffin
F-1001MAJ-C	Air-Cooled	656	910	115V/60/1	3.9	210 Lbs.	\$9,900
F-1001MWJ-C	Water-Cooled	703	790	115V/60/1	3.8	210 Lbs.	\$9,950
F-1001MRJ-C	Remote A-C	683	840	115V/60/1	4.6	210 Lbs.	\$9,850

Use URC-5F Condenser for Remote Air-Cooled Unit

HS-2110 Thermostat Kit: Required for Ice Beverage Application

H9320-51 Recommended Water Filtration - Single Configuration

\$170

\$330

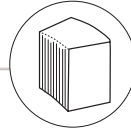
CUBELET ICE MACHINES

CUBELET SERIES



FD-1001M_J-C


*FD-1001MAJ-C is ENERGY STAR qualified



Dimensions: 22"W X 24"D X 26"H
(ice machine dimensions only)



FD-1001M_J-C
30 x 11 x 26
W x D x H



Model Number	Condenser	Lbs. of Ice per 24 hours 90°A / 70°W	Lbs. of Ice per 24 hours 70°A / 50°W	Electrical	kWh per 100 Lbs.	Shipping Weight	List F.O.B. Griffin
FD-1001MAJ-C*	Air-Cooled	677	940	115V/60/1	3.4	210 Lbs.	\$10,400
FD-1001MRJ-C	Remote A-C	683	930	115V/60/1	3.6	210 Lbs.	\$10,240

Use URC-5F Condenser for Remote Air-Cooled Unit

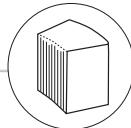
H9320-51 Recommended Water Filtration - Single Configuration

\$330



F-1501M-C

*F-801MAH-C is ENERGY STAR qualified



Dimensions: 30"W X 27 1/2"D X 34 7/16"H
(ice machine dimensions only)

Dimensions shown include Bins. See TOP KIT MATRIX (pg 35) for topkit options based on bin size.



B-500
30 x 32 1/2 x 79 1/4
W x D x H



B-700
44 x 32 1/2 x 79 1/4
W x D x H



B-800
48 x 32 1/2 x 79 1/4
W x D x H



B-900
52 x 32 1/2 x 79 1/4
W x D x H

Model Number	Condenser	Lbs. of Ice per 24 hours 90°A / 70°W	Lbs. of Ice per 24 hours 70°A / 50°W	Electrical	kWh per 100 Lbs.	Shipping Weight	List F.O.B. Griffin
F-1501MAH-C	Air-Cooled	939	1300	208-230V/60/1*	5.36	325 Lbs.	\$12,730
F-1501MWH-C	Water-Cooled	1096	1208	208-230V/60/1*	3.95	325 Lbs.	\$12,730
F-1501MRH-C*	Remote A-C	1064	1335	208-230V/60/1*	4.35	315 Lbs.	\$12,630

*3 wire with neutral for 115V

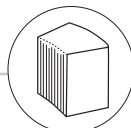
H9320-51 Recommended Water Filtration - Single Configuration

\$330

Use URC-14F Condenser for Remote Air-Cooled Unit



F-2001MRH-C



Dimensions: 30"W x 27 1/2"D x 34 7/16"H
(ice machine dimensions only)

Dimensions shown include Bins. See TOP KIT MATRIX (pg 35) for topkit options based on bin size.



B-500
30 x 32 1/2 x 79 1/4
W x D x H



B-700
44 x 32 1/2 x 79 1/4
W x D x H



B-800
48 x 32 1/2 x 79 1/4
W x D x H



B-900
52 x 32 1/2 x 79 1/4
W x D x H

Model Number	Condenser	Lbs. of Ice per 24 hours 90°A / 70°W	Lbs. of Ice per 24 hours 70°A / 50°W	Electrical	kWh per 100 Lbs.	Shipping Weight	List F.O.B. Griffin
F-2001MRH-C	Remote A-C	1496	1814	208-230V/60/1*	5.1	360 Lbs.	\$17,650

*3 wire with neutral for 115V

H9320-51 Recommended Water Filtration - Single Configuration

\$330

Use URC-22F Condenser for Remote Air-Cooled Unit

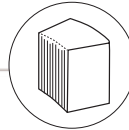


CUBELET SERIES

CUBELET - SERENITY SERIES



FS-1001MLH-C



Dimensions: 30"W X 11"D X 26"H
(ice machine dimensions only)



NSF



30 x 30 1/2 x 39 5/8
W x D x H



30 x 11 x 26
W x D x H

Model Number	Condenser	Lbs. of Ice per 24 hours 90°A / 70°W 70°A / 50°W	Electrical	kWh per 100 Lbs. 90°A / 70°W 70°A / 50°W	Shipping Weight	List F.O.B. Griffin
FS-1001MLH-C	Remote A-C	705 830	115V/60/1	5.96 4.94	166 Lbs.	\$9,200

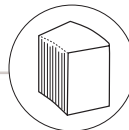
Use SRC-10H Condenser for Remote Air-Cooled Unit

H9320-51 Recommended Water Filtration - Single Configuration

\$330



FS-1022MLH-C



Dimensions: 30"W X 11"D X 26"H
(ice machine dimensions only)



NSF



30 x 30 1/2 x 39 5/8
W x D x H



22 x 16 1/2 x 26
W x D x H

Model Number	Condenser	Lbs. of Ice per 24 hours 90°A / 70°W 70°A / 50°W	Electrical	kWh per 100 Lbs. 90°A / 70°W 70°A / 50°W	Shipping Weight	List F.O.B. Griffin
FS-1022MLH-C	Remote A-C	705 830	115V/60/1	5.96 4.94	166 Lbs.	\$9,200

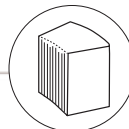
Use SRC-10H Condenser for Remote Air-Cooled Unit

H9320-51 Recommended Water Filtration - Single Configuration

\$330



FS-1500MLH-C



Dimensions: 30"W X 16 1/2"D X 33"H
(ice machine dimensions only)



NSF



30 x 30 1/2 x 39 5/8
W x D x H



30 x 16 1/2 x 33
W x D x H

Model Number	Condenser	Lbs. of Ice per 24 hours 90°A / 70°W 70°A / 50°W	Electrical	kWh per 100 Lbs. 90°A / 70°W 70°A / 50°W	Shipping Weight	List F.O.B. Griffin
FS-1500MLH-C	Remote A-C	1165 1491	115V/60/1	4.51 3.75	222 Lbs.	\$11,800

Use SRC-14H Condenser for Remote Air-Cooled Unit

H9320-51 Recommended Water Filtration - Single Configuration

\$330

DISPENSER SERIES

Features & Benefits of Hoshizaki Dispensers

- Attractive stainless steel exterior provides long life and easy maintenance
- Crescent cube dispensers feature a built-in insulated storage bin with a U-shaped design
- Three dimensional agitation prevents clumping and assists in delivering ice conveniently
- **DKM Hotel Dispenser** features the industries only one-piece design and is 35% quieter than other hotel dispensers
- **DB Series** accommodates KM Series cubers
- **DCM Series** dispenses easy to chew cubelet ice and water
- Hoshizaki's **DCM Opti-Serve™ Series** offers hands-free dispensing and helps eliminate the possibility of cross-contamination
- All dispensers feature built-in ice storage capacity

OPTI-SERVE

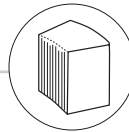


DCM SERIES

DISPENSER SERIES



DCM-270BAH



Dimensions: 16 9/16" W X 24 1/8" D X 31 11/16" H
(*4" Legs Included - dispenser dimensions only)



Ice Bin Storage Capacity Up to 9 Lbs.



Counter-Top with 4" Legs
16 9/16 x 24 1/8 x 31 11/16
W x D x H

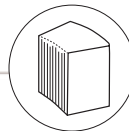
Model Number	Condenser	Lbs. of Ice per 24 hours 90° A / 70° W	Lbs. of Ice per 24 hours 70° A / 50° W	Electrical	kWh per 100 Lbs.	Shipping Weight	List F.O.B. Griffin
DCM-270BAH	Air-Cooled	215	282	115V/60/1	5.5	165 Lbs.	\$7,200

Four 4" Legs included

- LP-4 LEG** Four 4" Stainless Steel Legs Package available (optional) \$180
- SD-270** Machine Stand \$1,150
- HS-2070** Seismic Kit \$160
- HS-2104** Wall Mount Kit \$740
- H9320-51** Recommended Water Filtration - Single Configuration \$330



DCM-300BAH



Dimensions: 26" W X 22 1/2" D X 40" H
(ice machine / dispenser dimensions only)



Ice Bin Storage Capacity Up to 40 Lbs.



Counter-Top
26 x 22 1/2 x 40
W x D x H



Counter-Top with Optional 6" Legs
26 x 22 1/2 x 46
W x D x H



Floor Model with Optional Stand
26 x 22 1/2 x 72 1/2
W x D x H

Model Number	Condenser	Lbs. of Ice per 24 hours 90° A / 70° W	Lbs. of Ice per 24 hours 70° A / 50° W	Electrical	kWh per 100 Lbs.	Shipping Weight	List F.O.B. Griffin
DCM-300BAH	Air-Cooled	232	321	115V/60/1	4.88	218 Lbs.	\$9,110

Unit supplied without legs

- LP-6P LEG** Four 6" Painted Legs Package available \$190
- LP-6 LEG** Four 6" Stainless Steel Legs Package available \$200
- SD-450 OR SD-500** Machine Stand \$1,110 / \$1,240
- HS-2070** Seismic Kit \$160
- HS-2066** Leg Seismic Kit \$170
- H9320-51** Recommended Water Filtration - Single Configuration \$330

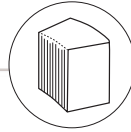


DISPENSER SERIES

DCM SERIES



DCM-500B_H



Dimensions: 26"W X 22 1/2"D X 40"H
(ice machine / dispenser dimensions only)



NSF

Ice Bin Storage Capacity Up to 40 Lbs.



Counter-Top
26 x 22 1/2 x 40
W x D x H



Counter-Top
with Optional 6" Legs
26 x 22 1/2 x 46
W x D x H



Floor Model
with Optional Stand
26 x 22 1/2 x 72 1/2
W x D x H

Model Number	Condenser	Lbs. of Ice per 24 hours 90°A / 70°W	Lbs. of Ice per 24 hours 70°A / 50°W	Electrical	kWh per 100 Lbs.	Shipping Weight	List F.O.B. Griffin
DCM-500BAH	Air-Cooled	450	618	115V/60/1	5.62	253 Lbs.	\$10,900
DCM-500BWH	Water-Cooled	512	590	115V/60/1	4.48	253 Lbs.	\$10,900

Unit supplied without legs

LP-6P LEG Four 6" Painted Legs Package available

\$190

LP-6 LEG Four 6" Stainless Steel Legs Package available

\$200

SD-450 OR SD-500 Machine Stand

\$1,110 / \$1,240

HS-2066 Seismic Kit

\$170

HS-2071 Leg Seismic Kit

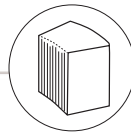
\$340

H9320-51 Recommended Water Filtration - Single Configuration

\$330



DCM-751B_H



Dimensions: 34 1/16"W X 28 1/2"D X 48 1/16"H
(ice machine / dispenser dimensions only)



NSF

Ice Bin Storage Capacity Up to 95 Lbs.



Counter-Top
34 1/16 x 28 1/2 x 48 1/16
W x D x H



Counter-Top
with Optional 6" Legs
34 1/16 x 28 1/2 x 54 1/16
W x D x H



Floor Model
with Optional Stand
34 1/16 x 28 1/2 x 80 1/2
W x D x H

Model Number	Condenser	Lbs. of Ice per 24 hours 90°A / 70°W	Lbs. of Ice per 24 hours 70°A / 50°W	Electrical	kWh per 100 Lbs.	Shipping Weight	List F.O.B. Griffin
DCM-751BAH	Air-Cooled	583	801	115V/60/1	5.94	345 Lbs.	\$15,150
DCM-751BWH	Water-Cooled	678	782	115V/60/1	4.76	345 Lbs.	\$15,150

Unit supplied without legs

LP-6P LEG Four 6" Painted Legs Package available

\$190

LP-6 LEG Four 6" Stainless Steel Legs Package available

\$200

SD-700 OR SD-750 Machine Stand

\$1,220 / \$1,570

HS-2067 Seismic Kit

\$210

HS-2072 Leg Seismic Kit

\$340

H9320-51 Recommended Water Filtration - Single Configuration

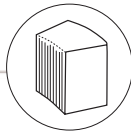
\$330

DISPENSER SERIES

DCM OPTI-SERVE™ SERIES



DCM-270BAH-OS



Dimensions: 16 9/16"W X 24 1/8"D X 31 11/16"H
(*4" Legs Included - dispenser dimensions only)

OPTI-SERVE

Hands-free sensor designed for use with opaque containers.

Not intended for outdoor use - avoid placement in direct sunlight.



NSF

Ice Bin Storage Capacity Up to 9 Lbs.



Counter-Top
with 4" Legs
16 9/16 x 24 1/8 x 31 11/16
W x D x H

Model Number	Condenser	Lbs. of Ice per 24 hours 90°A / 70°W	Lbs. of Ice per 24 hours 70°A / 50°W	Electrical	kWh per 100 Lbs.	Shipping Weight	List F.O.B. Griffin
DCM-270BAH-OS	Air-Cooled	220	288	115V/60/1	5.3	166 Lbs.	\$7,200

Four 4" Legs included

LP-4 LEG Four 4" Stainless Steel Legs Package available

\$180

SD-270 Machine Stand

\$1,150

HS-2070 Seismic Kit

\$160

HS-2104 Wall Mount Kit

\$740

H9320-51 Recommended Water Filtration - Single Configuration

\$330

DCM OPTI-SERVE™ SERIES

DISPENSER SERIES



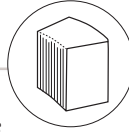
DCM-300BAH-OS

OPTI-SERVE

Hands-free sensor designed for use with opaque containers.
Not intended for outdoor use - avoid placement in direct sunlight.



Ice Bin Storage Capacity Up to 40 Lbs.



Dimensions: 26" W X 22 1/2" D X 40" H
(ice machine / dispenser dimensions only)



Counter-Top
26 x 22 1/2 x 40
W x D x H



Counter-Top
with Optional 6" Legs
26 x 22 1/2 x 46
W x D x H



Floor Model
with Optional Stand
26 x 22 1/2 x 72 1/2
W x D x H

Model Number	Condenser	Lbs. of Ice per 24 hours 90° A / 70° W	Lbs. of Ice per 24 hours 70° A / 50° W	Electrical	kWh per 100 Lbs.	Shipping Weight	List F.O.B. Griffin
DCM-300BAH-OS	Air-Cooled	232	321	115V/60/1	4.88	218 Lbs.	\$9,110

Unit supplied without legs

LP-6P LEG	Four 6" Painted Legs Package available	\$190
LP-6 LEG	Four 6" Stainless Steel Legs Package available	\$200
SD-450 OR SD-500	Machine Stand	\$1,110 / \$1,240
HS-2070	Seismic Kit	\$160
HS-2066	Leg Seismic Kit	\$170
H9320-51	Recommended Water Filtration - Single Configuration	\$330



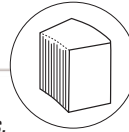
DCM-500B_H-OS

OPTI-SERVE

Hands-free sensor designed for use with opaque containers.
Not intended for outdoor use - avoid placement in direct sunlight.



Ice Bin Storage Capacity Up to 40 Lbs.



Dimensions: 26" W X 22 1/2" D X 40" H
(ice machine / dispenser dimensions only)



Counter-Top
26 x 22 1/2 x 40
W x D x H



Counter-Top
with Optional 6" Legs
26 x 22 1/2 x 46
W x D x H



Floor Model
with Optional Stand
26 x 22 1/2 x 72 1/2
W x D x H

Model Number	Condenser	Lbs. of Ice per 24 hours 90° A / 70° W	Lbs. of Ice per 24 hours 70° A / 50° W	Electrical	kWh per 100 Lbs.	Shipping Weight	List F.O.B. Griffin
DCM-500BAH-OS	Air-Cooled	450	618	115V/60/1	5.62	253 Lbs.	\$10,900
DCM-500BWH-OS	Water-Cooled	512	590	115V/60/1	4.48	253 Lbs.	\$10,900

Unit supplied without legs

LP-6P LEG	Four 6" Painted Legs Package available	\$190
LP-6 LEG	Four 6" Stainless Steel Legs Package available	\$200
SD-450 OR SD-500	Machine Stand	\$1,110 / \$1,240
HS-2066	Seismic Kit	\$170
HS-2071	Leg Seismic Kit	\$340
H9320-51	Recommended Water Filtration - Single Configuration	\$330



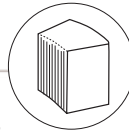
DCM-751B_H-OS

OPTI-SERVE

Hands-free sensor designed for use with opaque containers.
Not intended for outdoor use - avoid placement in direct sunlight.



Ice Bin Storage Capacity Up to 95 Lbs.



Dimensions: 34 1/16" W X 28 1/2" D X 48 1/16" H
(ice machine / dispenser dimensions only)



Counter-Top
34 1/16 x 28 1/2 x 48 1/16
W x D x H



Counter-Top
with Optional 6" Legs
34 1/16 x 28 1/2 x 54 1/16
W x D x H



Floor Model
with Optional Stand
34 1/16 x 28 1/2 x 80 1/2
W x D x H

Model Number	Condenser	Lbs. of Ice per 24 hours 90° A / 70° W	Lbs. of Ice per 24 hours 70° A / 50° W	Electrical	kWh per 100 Lbs.	Shipping Weight	List F.O.B. Griffin
DCM-751BAH-OS	Air-Cooled	583	801	115V/60/1	5.94	345 Lbs.	\$15,150
DCM-751BWH-OS	Water-Cooled	678	782	115V/60/1	4.76	345 Lbs.	\$15,150

Unit supplied without legs

LP-6P LEG	Four 6" Painted Legs Package available	\$190
LP-6 LEG	Four 6" Stainless Steel Legs Package available	\$200
SD-700 OR SD-750	Machine Stand	\$1,220 / \$1,570
HS-2067	Seismic Kit	\$210
HS-2072	Leg Seismic Kit	\$340
H9320-51	Recommended Water Filtration - Single Configuration	\$330

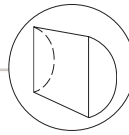


DISPENSER SERIES

DB SERIES



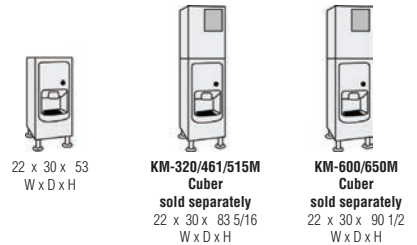
DB-130H



Dimensions: 22"W X 30"D X 53"H
(*6" Legs Included - dispenser dimensions only)



Rated in accordance with AHRI Standard 810



Model Number	Application Ice Storage Capacity	AHRI-Rated Ice Storage Capacity	Dispensing Rate	Electrical	Icemaker kWh per 100 lbs.	Shipping Weight	List F.O.B. Griffin
DB-130H	130 Lbs.	90 Lbs.	20 lbs. / min.	115V/60/1	N/A	166 Lbs.	\$4,680

Four Painted 6" Flange Legs included

Note: 90 Day Warranty on accessory parts

LP-6 FLANGE LEG Four 6" Painted Legs Package available

Coin/Token Mechanism Kit

Tokens - 100 per set

HS-2043 Card Mechanism Kit

HS-2109 Chute/grill

\$240

\$1,140

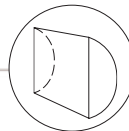
\$240

\$450

\$290




DB-200H



Dimensions: 30"W X 30"D X 53"H
(*6" Legs Included - dispenser dimensions only)



Rated in accordance with AHRI Standard 810



Model Number	Application Ice Storage Capacity	AHRI-Rated Ice Storage Capacity	Dispensing Rate	Electrical	Icemaker kWh per 100 lbs.	Shipping Weight	List F.O.B. Griffin
DB-200H	200 Lbs.	140 Lbs.	13 lbs. / min.	115V/60/1	N/A	240 Lbs.	\$5,270

Four Painted 6" Flange Legs included

Note: 90 Day Warranty on accessory parts

HS-2036 If KM-340M, KM-515M, KM-600M or KM-650M used, unit requires Top Kit - DB

LP-6 LEG Four 6" Stainless Steel Legs Package available

Coin/Token Mechanism Kit

Tokens - 100 per set

HS-2043 Card Mechanism Kit

HS-2109 Chute/grill

\$180

\$200

\$1,140

\$240

\$450

\$290

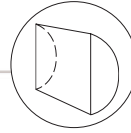

DKM SERENITY SERIES

DISPENSER SERIES



DKM-500B_H

*DKM-500BAH is ENERGY STAR qualified



Dimensions: 30"W X 28"D X 77"H
(*6" Legs Included)

Model Number	Lbs. of Ice per 24 hrs.	Application Ice Storage Capacity	AHRI-Rated Ice Storage Capacity	Dispensing Rate	Electrical	Icemaker kWh per 100 lbs.	Shipping Weight	List F.O.B. Griffin
DKM-500BAH*	476 Lbs.	200 Lbs.	140 Lbs.	13 lbs. / min.	115V/60/1	6.53	410 Lbs.	\$10,600
DKM-500BWH	448 Lbs.	200 Lbs.	140 Lbs.	13 lbs. / min.	115V/60/1	4.98	372 Lbs.	\$10,600

Four 6" Legs included

DKM-500B - Ice dispensing area is ADA compliant

HS-3586 6" Casters - Set of 4
HS-2127 Water Valve Accessory
H9320-51 Recommended Water Filtration - Single Configuration

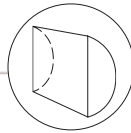
\$410
\$310
\$330

DM SERIES


DISPENSER SERIES



DM-200B



Dimensions: 30"W X 28"D X 36 3/8"H
(dispenser dimensions only)



Model Number	Ice Storage Capacity	Dispensing Rate	Electrical	Icemaker Production per 24 hrs.	Icemaker kWh per 100 lbs.	Shipping Weight	List F.O.B. Griffin
DM-200B	200 lbs.	7.5 lbs. / min.	115-120V/60/1	N/A	N/A	240 Lbs.	\$5,350

Unit supplied without legs

HS-2036 If KM-340M, KM-515M, KM-600M or KM-650M used, unit requires Top Kit - DB
DM Legs Four 4" Black Die Cast Legs Kit
SD-200 Machine Stand

\$180
\$150
\$1,570



ICE STORAGE BINS

Hoshizaki Ice Storage Bins are available with either stainless steel or vinyl clad exterior for easy cleaning and long lasting attractive appearance. Sturdy construction for side-by-side or stacked installations, and non-corrosive bin liner provide safe, sanitary storage of ice cubes or flaked ice. Foamed-in-place polyurethane insulation in all bin walls, and bottom, provides dependable ice storage. The new baffle design increases ice accessibility by 30 percent. *H-GUARD Plus* Antimicrobial Agent adds extra protection to the storage bin and ice scoop.



B-250PF

Model Number	Exterior Finish	Application Storage Capacity	AHRI Rated Storage Capacity	Dimensions W x D x H (Height includes 6" legs)	Shipping Weight	List F.O.B. Griffin
B-250PF	Vinyl Clad	250 Lbs.	230 Lbs.	30" x 32 1/2" x 33 3/8"	130 Lbs.	\$1,500

Four 6" Painted Legs included

LP-6 LEG Four 6" Stainless Steel Legs Package available
HS-2033 Order 8" Top Kit to accommodate 22"W ice machines

\$200
\$190

Refer to Top Kit Matrix for necessary configurations



B-300PF / SF
***BD-300PF / SF**

Model Number	Exterior Finish	Application Storage Capacity	AHRI Rated Storage Capacity	Dimensions W x D x H (Height includes 6" legs)	Shipping Weight	List F.O.B. Griffin
B-300SF	Stainless Steel	300 Lbs.	260 Lbs.	22" x 32 1/2" x 46"	135 Lbs.	\$1,720
B-300PF	Vinyl Clad	300 Lbs.	260 Lbs.	22" x 32 1/2" x 46"	135 Lbs.	\$1,620

Four 6" Painted Flange Legs included

LP-6 FLANGE LEG Four 6" Stainless Steel Flange Legs Package available

\$240

Refer to Top Kit Matrix for necessary configurations

Model Number	Exterior Finish	Application Storage Capacity	AHRI Rated Storage Capacity	Dimensions W x D x H (Height includes 6" legs)	Shipping Weight	List F.O.B. Griffin
BD-300SF	Stainless Steel	300 Lbs.	260 Lbs.	22" x 32 1/2" x 46"	135 Lbs.	\$1,760
BD-300PF	Vinyl Clad	300 Lbs.	260 Lbs.	22" x 32 1/2" x 46"	135 Lbs.	\$1,660

Four 6" Painted Flange Legs included

LP-6 FLANGE LEG Four 6" Stainless Steel Flange Legs Package available

\$240

Refer to Top Kit Matrix for necessary configurations

For use with **KMD-410M, KMS-822M, FD-650M-C, FD-1001M-C**
***BD Bins fit 24" to 24 1/2" deep Ice Machines without Top Kit extension**



B-500PF / SF
***BD-500PF / SF**

Model Number	Exterior Finish	Application Storage Capacity	AHRI Rated Storage Capacity	Dimensions W x D x H (Height includes 6" legs)	Shipping Weight	List F.O.B. Griffin
B-500SF	Stainless Steel	500 Lbs.	360 Lbs.	30" x 32 1/2" x 46"	155 Lbs.	\$1,900
B-500PF	Vinyl Clad	500 Lbs.	360 Lbs.	30" x 32 1/2" x 46"	155 Lbs.	\$1,750

Four 6" Painted Legs included

LP-6 LEG Four 6" Stainless Steel Legs Package available
HS-2033 Order 8" Top Kit to accommodate 22"W ice machines
HS-2129 Top Kit: KMD application

\$200
\$190
\$240

Refer to Top Kit Matrix for necessary configurations

Model Number	Exterior Finish	Application Storage Capacity	AHRI Rated Storage Capacity	Dimensions W x D x H (Height includes 6" legs)	Shipping Weight	List F.O.B. Griffin
BD-500SF	Stainless Steel	500 Lbs.	360 Lbs.	30" x 32 1/2" x 46"	155 Lbs.	\$1,970
BD-500PF	Vinyl Clad	500 Lbs.	360 Lbs.	30" x 32 1/2" x 46"	155 Lbs.	\$1,830

Four 6" Painted Legs included

LP-6 LEG Four 6" Stainless Steel Legs Package available

\$200

Refer to Top Kit Matrix for necessary configurations

For use with **KMD-460M, KMD-530M, KMD-850M**
***BD Bins fit 24" to 24 1/2" deep Ice Machines without Top Kit extension**

ICE STORAGE BINS



B-700PF / SF

Model Number	Exterior Finish	Application Storage Capacity	AHRI Rated Storage Capacity	Dimensions W x D x H (Height includes 6" legs)	Shipping Weight	List F.O.B. Griffin
B-700SF	Stainless Steel	700 Lbs.	550 Lbs.	44" x 32 1/2" x 46"	200 Lbs.	\$2,430
B-700PF	Vinyl Clad	700 Lbs.	550 Lbs.	44" x 32 1/2" x 46"	200 Lbs.	\$2,010

Four 6" Painted Legs included
Refer to Top Kit Matrix for necessary configurations

LP-6 LEG Four 6" Stainless Steel Legs Package available
HS-2035 Order 22" Top Kit to accommodate 22"W ice machines
HS-2034 Order 14" Top Kit to accommodate 30"W ice machines
HS-2130 Top Kit: KMD application

\$200
\$210
\$200
\$270



B-800PF / SF

Model Number	Exterior Finish	Application Storage Capacity	AHRI Rated Storage Capacity	Dimensions W x D x H (Height includes 6" legs)	Shipping Weight	List F.O.B. Griffin
B-800SF	Stainless Steel	800 Lbs.	600 Lbs.	48" x 32 1/2" x 46"	210 Lbs.	\$2,600
B-800PF	Vinyl Clad	800 Lbs.	600 Lbs.	48" x 32 1/2" x 46"	210 Lbs.	\$2,240

Four 6" Painted Legs included
Refer to Top Kit Matrix for necessary configurations

LP-6 LEG Four 6" Stainless Steel Legs Package available
HS-2035 22" Top Kit & **HS-2032** - 4" Top Kit to accommodate 22"W ice machines
HS-2032 4" Top Kit to accommodate (2) 22"W ice machines
HS-2034 Order 14" Top Kit & **HS-2032** - 4" Top Kit to accommodate 30"W machines
HS-2131 Top Kit: KMD application

\$200
\$390
\$180
\$380
\$330



B-900PF / SF

Model Number	Exterior Finish	Application Storage Capacity	AHRI Rated Storage Capacity	Dimensions W x D x H (Height includes 6" legs)	Shipping Weight	List F.O.B. Griffin
B-900SF	Stainless Steel	900 Lbs.	660 Lbs.	52" x 32 1/2" x 46"	220 Lbs.	\$2,700
B-900PF	Vinyl Clad	900 Lbs.	660 Lbs.	52" x 32 1/2" x 46"	220 Lbs.	\$2,400

Four 6" Painted Legs included
Refer to Top Kit Matrix for necessary configurations

LP-6 LEG Four 6" Stainless Steel Legs Package available
HS-2035 Order 22" Top Kit to accommodate 30"W ice machines
HS-2035 22" Top Kit & **HS-2033** - 8" Top Kit to accommodate 22"W ice machines
HS-2033 8" Top Kit to accommodate (2) 22"W machines
HS-2032 4" Top Kit to accommodate 48"W ice machines
HS-2132 Top Kit: KMD application

\$200
\$210
\$400
\$190
\$180
\$400



B-1150SS / B-1300SS

Model Number	Exterior Finish	Application Storage Capacity	Dimensions W x D x H (Height includes 6" legs)	Shipping Weight	List F.O.B. Griffin
B-1150SS	Stainless Steel	1150 Lbs.	48" x 41" x 60"	345 Lbs.	\$5,330
B-1300SS	Stainless Steel	1275 Lbs.	48" x 41" x 66"	365 Lbs.	\$5,430
B-1500SS	Stainless Steel	1500 Lbs.	60" x 41" x 62"	395 Lbs.	\$6,130
B-1650SS	Stainless Steel	1605 Lbs.	60" x 41" x 66"	415 Lbs.	\$6,280

Four 6" Die-cast Legs included, baffle design increases ice accessibility by 30%

LP-6 LEG Four 6" Stainless Steel Legs Package available
*Universal top included - Check Top Kit Application Guide for detail
**Depth including 10" for door installation

\$200



B-1500SS / B-1650SS



DISPENSER SERIES

DISPENSER STAND SERIES

SD STANDS



SD-500

- Heavy duty stands for floor model ice machines/dispensers
- Easy cleaning and maintenance
- Locking doors standard (excluding SD-450 & 700)
- Attractive stainless steel exterior
- For **DM and DCM Series Dispensers**

Model Number	Use with Ice Machine / Dispenser Model	Dimensions W x D x H (Height includes 6" legs)	Shipping Weight	List F.O.B. Griffin
SD-200	DM-200B	30" x 28" x 32 13/16"	125 lbs.	\$1,570
SD-270	DCM-270 (-OS)	16 1/2" x 24" x 35 3/16"	95 lbs.	\$1,150
SD-450	DCM-300 (-OS) / DCM-500 (-OS)	26 1/4" x 22" x 32 1/2"	110 lbs.	\$1,110
SD-500	DCM-300 (-OS) / DCM-500 (-OS)	25 7/8" x 22" x 32 3/4"	100 lbs.	\$1,240
SD-700	DCM-751 (-OS)	34 1/4" x 28 1/4" x 32 1/2"	165 lbs.	\$1,220
SD-750	DCM-751 (-OS)	34" x 28" x 32 3/4"	125 lbs.	\$1,570

Four 6" Painted Legs included

LP-6 FLANGE LEG

Four 6" Stainless Steel Flange Legs Package available (optional)

\$240



SD-200



SD-270



SD-450



SD-700



SD-750

HCD ICE BAGGING SYSTEM SERIES



HCD-500B

Model Number	Exterior Finish	Ice Storage Application Capacity	Dimensions W x D x H	Shipping Weight	List F.O.B. Griffin
HCD-500B	Stainless Steel	647 Lbs.	30" x 36" x 71"	155 Lbs.	\$16,870
HCD-1000B	Stainless Steel	1078 Lbs.	48" x 36" x 71"	155 Lbs.	\$21,530

48" heavy duty ice paddle included



HCD-1000B

TOP KIT MATRIX

	22" Width KM-340M KM-515M KM-600M KM-650M F-450M F-801M F-1001M	22" Width KMD-410M KMS-822M FD-650M-C FD-1001M-C	30" Width KM-901M KM-1340M KM-1601M KML Series F-1501M F-2001M	30" Width KMD-460M KMD-530M KMD-850M KMD-901MRH KMD-901MWH KMS-1401M KMS-2000M	44" Width 2 KM-340M 2 KM-515M 2 KM-600M 2 KM-650M IM-500S* 2 F-450M 2 F-801M 2 F-1001M	44" Width 2 KMD-410M 2 KM-822M 2 FD-650M-C 2 FD-1001M-C	48" Width KM-1301S KM-1400S KM-1601S KM-1900S KM-2100S KM-2500S	60" Width 2 KM-901M† 2 KM-1340M 2 KM-1601M 2 KML Series 2 F-1501M 2 F-2001M 2 KMD-850M 2 KMD-901M
22" Width B-300PF/SF DB-130H	NO TOP KIT NEEDED <i>(DB-130H-KM Only)</i>	N/A	N/A	N/A	N/A	N/A	N/A	N/A
30" Width B-250PF B-500PF/SF	NEED HS-2033	NEED HS-2033 & HS-2129	NO TOP KIT NEEDED	NEED HS-2129 <hr/> NO TOP KIT NEEDED	N/A	N/A	N/A	N/A
44" Width B-700PF/SF	NEED HS-2035	NEED HS-2035 & HS-2130	NEED HS-2034	NEED HS-2130 & HS-2034	NO TOP KIT NEEDED	NEED HS-2130	N/A	N/A
48" Width B-800PF/SF	NEED HS-2035 & HS-2032	NEED HS-2035 & HS-2032/2131	NEED HS-2034 & HS-2032	NEED HS-2131 & HS-2034/2032	NEED HS-2032	NEED HS-2032 & HS-2131	NO TOP KIT NEEDED	N/A
48" Width B-1150SS B-1300SS	UNIVERSAL TOP KIT INCLUDED	N/A	UNIVERSAL TOP KIT INCLUDED	UNIVERSAL TOP KIT INCLUDED NEED HS-2147	N/A	N/A	UNIVERSAL TOP KIT INCLUDED	N/A
52" Width B-900PF/SF	NEED HS-2035 & HS-2033	NEED HS-2035 & HS-2033/2132	NEED HS-2035	NEED HS-2132 & HS-2035	NEED HS-2033	NEED HS-2033 & HS-2132	NEED HS-2032	N/A
60" Width B-1500SS B-1650SS	N/A	N/A	UNIVERSAL TOP KIT INCLUDED NEED HS-2111	N/A	UNIVERSAL TOP KIT INCLUDED <i>*(N/A for IM-500)</i>	N/A	UNIVERSAL TOP KIT INCLUDED	UNIVERSAL TOP KIT INCLUDED
30" Width DB-200H DM-200B	NEED HS-2036 (DB-TOP KIT) <i>(KM Units Only)</i>	N/A	NO TOP KIT NEEDED <i>(KM(L) Units Only)</i>	N/A	N/A	N/A	N/A	N/A

Any KMS* or FD on bin need Top Kit Extension:

Model Number	For Use With	List F.O.B. Griffin
HS-2129	B-500 bins	\$240
HS-2130	B-700 bins	\$270
HS-2131	B-800 bins	\$330
HS-2132	B-900 bins	\$400
HS-2147	B-1150 & 1300 bins	\$210

Model Number	Description	List F.O.B. Griffin
HS-2032	4" ABS Top Kit	\$180
HS-2033	8" ABS Top Kit	\$190
HS-2034	14" ABS Top Kit	\$200
HS-2035	22" ABS Top Kit	\$210
HS-2036	(2) 4" ABS Top Kits	\$180
HS-2111	11.3" x 26.2" Stainless Cover/Separator	FREE
HS-2148	30" x 3.1" Stainless Cover	\$140
†HS-2160	2 KM-901M	\$760

***Excludes KMS-830MLH**
BD Bin Applications - See Ice Storage Bins
KMH-2000S - Kloppenberg Bins Only



REMOTE CONDENSER SERIES

AIR-COOLED REMOTE CONDENSERS - URC / SRC / SRK

An Ice Machine with a **Remote Air Condenser** provides quiet operation at the icemaker location, improves efficiency, and saves energy with cooler operation. Sturdy construction and weather-resistant cabinet finish provides long life operation. Remote condensers may be installed outdoors up to 55 feet from the icemaker. For installations exceeding 55 feet, contact a Factory Technical Service Representative at 800-233-1940.



URC-5F **URC-9F** **URC-14F**
SRK-8H **SRK-8H3**



SRK-10H **SRK-12H**
SRK-14J **SRK-14J3**
SRK-20H **SRK-20H3**

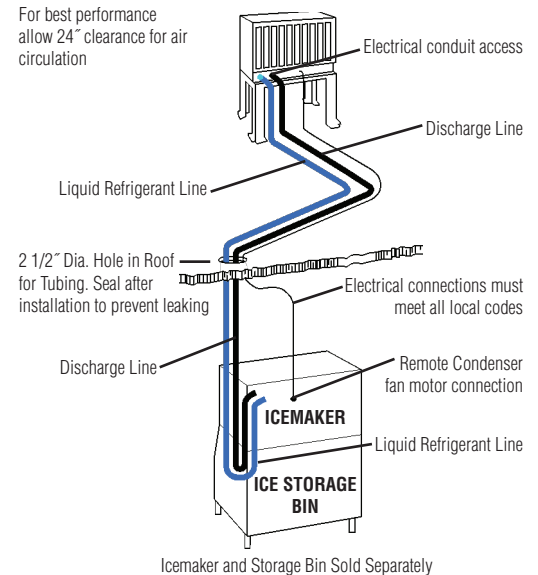


SRC-10H **SRC-14H**



URC-22F **URC-23F**

Remote Condenser Installation on Roof



Model Number	For Use With	Electrical	Dimensions W x D x H (Height includes legs)	Shipping Weight	List F.O.B. Griffin
URC-5F	KM-515MRH, KM-530MRH, KM-650MRH, FD-650MRH-C, FD-1001MRJ-C, F-1001MRJ(-C)	115/60/1	24" x 18 1/8" x 32 13/16"	60 Lbs.	\$1,450

Tubing Kit: **R404-2046-2** - 20' Pre-charged R-404A

R404-3546-2 - 35' Pre-charged R-404A

HS-2150 - Quick-Connect Kit (not required if line set is ordered)

\$360

\$460

\$190

Model Number	For Use With	Electrical	Dimensions W x D x H (Height includes legs)	Shipping Weight	List F.O.B. Griffin
SRK-8H	KMS-830MLH	230/60/1**	35 11/16" x 25 3/8" x 37"	206 Lbs.	\$2,700
SRK-8H3	KMS-830MLH	230/60/3**	35 11/16" x 25 3/8" x 37"	206 Lbs.	\$2,950

**3 wire with neutral for 115V
For use with KMS-830MLH

Tubing Kit: **HS-0250** - 25' Brazing Required R-404A

HS-0251 - 35' Brazing Required R-404A

HS-0252 - 55' Brazing Required R-404A

HS-5110 - Any Serenity Condenser (SRK) - 55' Wire Kit, please call Factory.

\$360

\$460

\$580

Model Number	For Use With	Electrical	Dimensions W x D x H (Height includes legs)	Shipping Weight	List F.O.B. Griffin
URC-9F	KML-631MRH, KMD-850MRH, KM-901MRH(3), KM-901MRH50, KMD-901MRH	115/60/1	34 5/16" x 18 1/8" x 36 15/16"	95 Lbs.	\$1,570

Tubing Kit: **R404-2068-2** - 20' Pre-charged R-404A

R404-3568-2 - 35' Pre-charged R-404A

R404-5568-2 - 55' Pre-charged R-404A

HS-2150 - Quick-Connect Kit (not required if line set is ordered)

\$360

\$460

\$580

\$190

Model Number	For Use With	Electrical	Dimensions W x D x H (Height includes legs)	Shipping Weight	List F.O.B. Griffin
SRC-10H	FS-1001MLH-C, FS-1022MLH-C	230/60/1	30 1/4" x 25 3/8" x 34 7/8"	180 Lbs.	\$3,200

Tubing Kit: **R404-20410** - 20' Pre-charged R-404A

R404-35410 - 35' Pre-charged R-404A

R404-55410 - 55' Pre-charged R-404A

\$360

\$460

\$580

REMOTE CONDENSER SERIES

Model Number	For Use With	Electrical	Dimensions W x D x H (Height includes legs)	Shipping Weight	List F.O.B. Griffin
SRK-10H	KMS-822MLH	230/60/1**	52 3/8" x 19 1/2" x 43"	273 Lbs.	\$3,000

3 wire with neutral for 115V Tubing Kit: **HS-0250 - 25' Brazing Required R-404A \$360
HS-0251 - 35' Brazing Required R-404A \$460
HS-0252 - 55' Brazing Required R-404A \$580
HS-0231 - Quick-Connect Kit (not required if line set is ordered) \$200

Model Number	For Use With	Electrical	Dimensions W x D x H (Height includes legs)	Shipping Weight	List F.O.B. Griffin
SRK-12H	KMS-1122MLH	230/60/1**	52 3/8" x 19 1/2" x 43"	275 Lbs.	\$3,400
SRK-12H3	KMS-1122MLH	230/60/3	52 3/8" x 19 1/2" x 43"	275 Lbs.	\$3,500

3 wire with neutral for 115V Tubing Kit: **R404-20810 - 20' Pre-charged R-404A \$360
R404-35810 - 35' Pre-charged R-404A \$490
R404-55810 - 55' Pre-charged R-404A \$610
HS-0231 - Quick-Connect Kit (not required if line set is ordered) \$200
HS-5110 - Any Serenity Condenser (SRK) - 55' Wire Kit, please call Factory.

Model Number	For Use With	Electrical	Dimensions W x D x H (Height includes legs)	Shipping Weight	List F.O.B. Griffin
SRC-14H	FS-1500MLH-C	230/60/1	37 7/8" x 25 1/2" x 37"	235 Lbs.	\$3,850

3 wire with neutral for 115V Tubing Kit: **R404-20610 - 20' Pre-charged R-404A \$360
R404-35610 - 35' Pre-charged R-404A \$460
R404-55610 - 55' Pre-charged R-404A \$610

Model Number	For Use With	Electrical	Dimensions W x D x H (Height includes legs)	Shipping Weight	List F.O.B. Griffin
SRK-14J	KMS-1401MLJ	230/60/1**	52 3/8" x 19 1/2" x 43"	275 Lbs.	\$4,000
SRK-14J3	KMS-1401MLJ	230/60/3	52 3/8" x 19 1/2" x 43"	275 Lbs.	\$4,100

3 wire with neutral for 115V Tubing Kit: **R404-20810 - 20' Pre-charged R-404A \$360
R404-35810 - 35' Pre-charged R-404A \$490
R404-55810 - 55' Pre-charged R-404A \$610
HS-0231 - Quick-Connect Kit (not required if line set is ordered) \$200
HS-5110 - Any Serenity Condenser (SRK) - 55' Wire Kit, please call Factory.

Model Number	For Use With	Electrical	Dimensions W x D x H (Height includes legs)	Shipping Weight	List F.O.B. Griffin
URC-14F	KM-1301SRH(3), KM-1340MRH, F-1501MRH(-C)	115/60/1	37 13/16" x 18 1/8" x 37"	235 Lbs.	\$1,620

Tubing Kit: **R404-2068-2** - 20' Pre-charged R-404A \$360
R404-3568-2 - 35' Pre-charged R-404A \$460
R404-5568-2 - 55' Pre-charged R-404A \$580
HS-2150 - Quick-Connect Kit (not required if line set is ordered) \$190
HS-5102 - Hail Guard Kit \$120

Model Number	For Use With	Electrical	Dimensions W x D x H (Height includes legs)	Shipping Weight	List F.O.B. Griffin
SRK-20H	KMS-2000MLH	230/60/1**	62" x 21" x 45"	325 Lbs.	\$8,110
SRK-20H3	KMS-2000MLH	230/60/3	62" x 21" x 45"	325 Lbs.	\$8,220

3 wire with neutral for 115V Tubing Kit: **HS-0243 - 25' Brazing Required R-404A \$360
HS-0244 - 35' Brazing Required R-404A \$460
HS-0245 - 55' Brazing Required R-404A \$620

HS-5110 - Any Serenity Condenser (SRK) - 55' Wire Kit, please call Factory.



REMOTE CONDENSER SERIES

Model Number	For Use With	Electrical	Dimensions W x D x H (Height includes legs)	Shipping Weight	List F.O.B. Griffin
URC-22F	KM-1601MRH(3), KM-1601SRH(3), KM-1900SRH(3), KM-2100SRH3, KMH-2000SRH(3), F-2001MRH(3)(-C)	115/60/1	46 3/8" x 17 1/4" x 40 1/2"	165 Lbs.	\$2,260
URC-23F	KM-2500SRH3	115/60/1	46 3/8" x 17 1/4" x 40 1/2"	169 Lbs.	\$2,980

Tubing Kit: **R404-20610** - 20' Pre-charged R-404A \$360
R404-35610 - 35' Pre-charged R-404A \$460
R404-55610 - 55' Pre-charged R-404A \$610
HS-2150 - Quick-Connect Kit (not required if line set is ordered) \$190
HS-5095 - Hail Guard Kit \$160

REMOTE CONDENSER MATRIX

Line Sets - PRE-CHARGED

Remote Condenser	Ice Machines	Shipping Weight	20' Length	35' Length	55' Length
URC-5F	KM-515MRH, KM-650MRH FD-650MRH-C, FD-1001MRJ-C, F-1001MRJ(-C)	60 Lbs.	R404-2046-2	R404-3546-2	N/A
URC-9F	KML-631MRH, KMD-850MRH, KM-901MRH(3) KM-901MRH50, KMD-901MRH	95 Lbs.	R404-2068-2	R404-3568-2	R404-5568-2
SRC-10H	FS-1001MLH-C, FS-1022MLH-C	180 Lbs.	R404-20410	R404-35410	R404-55410
SRK-12H SRK-12H3	KMS-1122MLH	275 Lbs.	R404-20810	R404-35810	R404-55810
SRC-14H	FS-1500MLH-C	235 Lbs.	R404-20610	R404-35610	R404-55610
SRK-14J SRK-14J3	KMS-1401MLJ	275 Lbs.	R404-20810	R404-35810	R404-55810
URC-14F	KM-1301SRH(3), KM-1340MRH, F-1501MRH(-C)	110 Lbs.	R404-2068-2	R404-3568-2	R404-5568-2
URC-22F	KM-1601MRH(3), KM-1601SRH(3), KM-1900SRH(3) KM-2100SRH3, KMH-2000SRH(3), F-2001MRH(3)(-C)	165 Lbs.	R404-20610	R404-35610	R404-55610
URC-23F	KM-2500SRH3	273 Lbs.	R404-20610	R404-35610	R404-55610

Line Sets - BRAZING REQUIRED

Remote Condenser	Ice Machines	Shipping Weight	20' Length	35' Length	55' Length
SRK-8H SRK-8H3	KMS-830MLH	206 Lbs.	HS-0250*	HS-0251*	HS-0252*
SRK-10H	KMS-822MLH	273 Lbs.	HS-0250*	HS-0251*	HS-0252*
SRK-20H SRK-20H3	KMS-2000MLH	325 Lbs.	HS-0243*	HS-0244*	HS-0245*

*Line sets require Refrigerant

HS-5110 - Any Serenity Condenser (SRK) - 55' Wire Kit, please call Factory.

WATER FILTRATION

Model Number	Description	Undercounter KMs	KM Cubers	IM Cubers	Flakers	DCMs
H9320-51 Use E-10 10" Prefilter	Single	AM-50, KM-61 KM-101, KM-151 KM-201, KM-260	KM-340 515, 901 KML-250, 351, 451, 631 KMD-410, 450 KMS-830 DKM-500	IM-500SAA	All Models	All Models
H9320-52 Use E-20 20" Prefilter	Twin	N/A	KM-600, 650, 1340M, 1601M, 1601S, 1900S, 2100S, 2500S KMD-850M, 901 KMS-822, 1122, 1401 KMH-2000S	N/A	N/A	N/A
H9320-53 Use E-20 20" Prefilter	Triple	N/A	KM-1301S KMS-2000	N/A	N/A	N/A
H9655-11	Replacement Cartridge (1) One each					

Water Filters	Description	Height of System (Manifold + Cartridge)	List F.O.B. Griffin
H9320-51	Single	18.4" H	\$330
H9320-52	Twin	19.11" H	\$560
H9320-53	Triple	19.15" H	\$780
H9655-11	Replacement Cartridge each		\$130
H9655-06	Replacement Cartridge (6 pk)		\$630

Prefilters	Description	Height of System (Manifold + Cartridge)	List F.O.B. Griffin
9534-26	Replacement Cartridges (6 pk)		\$150
9534-12	Replacement Cartridges (12 pk)		\$160
9534-20	Replacement Cartridges (20 pk)		\$330
9534-40	Replacement Cartridges (40 pk)		\$310
9795-80	E-10 Prefilter (10")		\$190
9795-90	E-20 Prefilter (20")		\$260



Triple Configuration Shown
(Single and Twin Configurations Available)



HOSHIZAKI AMERICA, INC.

618 Hwy. 74, South, Peachtree City, GA 30269

TEL 800-438-6087 | FAX 800-345-1325

hoshizakiamerica.com

“A SUPERIOR DEGREE OF RELIABILITY”

©2016 Hoshizaki America, Inc.

Item #11400 | 02-01-16

